

# **Appendix D - Site Plan, Floor Plans, and Elevations**

# WAIAWA CORRECTIONAL FACILITY

## PLAN REVIEW USE & SPECIAL USE PERMITS

WAIAWA, OAHU, HAWAII

FOR THE  
 DEPARTMENT OF ACCOUNTING & GENERAL SERVICES, PLANNING DIVISION  
 STATE OF HAWAII  
 HONOLULU, OAHU, HAWAII

D.A.G.S. PROJECT NO.:12-27-5715

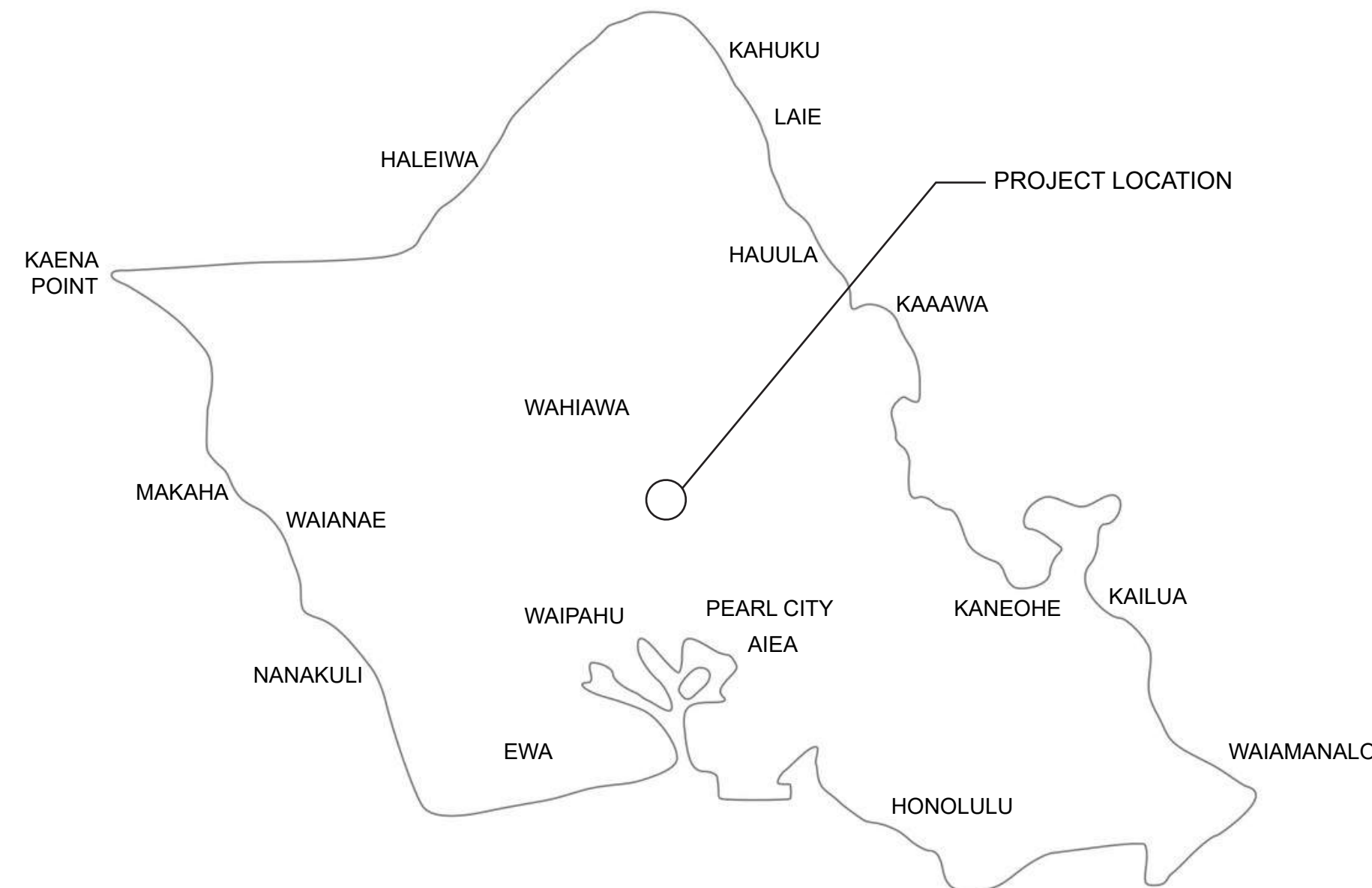
TAX MAP KEY: (1) 9-6-005: 011, 012

ADDRESS: 94-560 KAMEHAMEHA HIGHWAY  
 WAIPAHAU, HI 96797

### INDEX OF DRAWINGS

| SHEET      | BUILDING                          |
|------------|-----------------------------------|
| 1          | TITLE SHEET, INDEX OF DRAWINGS    |
| 2          | SITE PLAN                         |
| 3          | PARKING PLAN                      |
| 4-5        | WCF-01 FLOOR PLAN AND ELEVATIONS  |
| 6-7        | WCF-04 FLOOR PLANS AND ELEVATIONS |
| 8-9        | WCF-05 FLOOR PLANS AND ELEVATIONS |
| 10-11      | WCF-06 FLOOR PLANS AND ELEVATIONS |
| 12-13      | WCF-07 FLOOR PLAN AND ELEVATIONS  |
| 12, 14     | WCF-08 FLOOR PLAN AND ELEVATIONS  |
| 15-17      | WCF-09 FLOOR PLAN AND ELEVATIONS  |
| 15, 18, 19 | WCF-10 FLOOR PLAN AND ELEVATIONS  |
| 20-21      | WCF-A FLOOR PLAN AND ELEVATIONS   |
| 22         | WCF-A1 FLOOR PLAN AND ELEVATIONS  |
| 23         | WCF-AF FLOOR PLAN AND ELEVATIONS  |
| 24         | WCF-AS FLOOR PLAN AND ELEVATIONS  |
| 25-26      | WCF-B FLOOR PLAN AND ELEVATIONS   |
| 27-29      | WCF-C FLOOR PLANS AND ELEVATIONS  |
| 30-31      | WCF-CH FLOOR PLAN AND ELEVATIONS  |
| 32-33      | WCF-CP FLOOR PLAN AND ELEVATIONS  |
| 34-35      | WCF-E FLOOR PLAN AND ELEVATIONS   |
| 36-37      | WCF-F FLOOR PLAN AND ELEVATIONS   |
| 38         | WCF-FS FLOOR PLAN AND ELEVATIONS  |
| 39         | WCF-G FLOOR PLAN AND ELEVATIONS   |
| 40         | WCF-G2 FLOOR PLAN AND ELEVATIONS  |
| 41         | WCF-G3 FLOOR PLAN AND ELEVATIONS  |
| 42-43      | WCF-GA FLOOR PLAN AND ELEVATIONS  |
| 44-45      | WCF-I FLOOR PLAN AND ELEVATIONS   |
| 46-47      | WCF-K FLOOR PLAN AND ELEVATIONS   |
| 48-49      | WCF-M FLOOR PLAN AND ELEVATIONS   |
| 50-51      | WCF-P FLOOR PLAN AND ELEVATIONS   |
| 52-53      | WCF-PA FLOOR PLAN AND ELEVATIONS  |
| 54-55      | WCF-R FLOOR PLAN AND ELEVATIONS   |
| 56         | WCF-S1 FLOOR PLAN AND ELEVATIONS  |
| 57-58      | WCF-V1 FLOOR PLAN AND ELEVATIONS  |
| 59-60      | WCF-V2 FLOOR PLAN AND ELEVATIONS  |

M:\2018\2018\_238,000 DAGS WAIAWA PRU-SUP\G DWGS\PM\FLOOR PLANS\ATA WCF FLOOR PLANS.DWG  
 JOB NO. 19-314 DATE: 11/21/19



**PROJECT VICINITY MAP**  
 NOT TO SCALE



**LOCATION MAP**  
 NOT TO SCALE

### CONSULTANTS

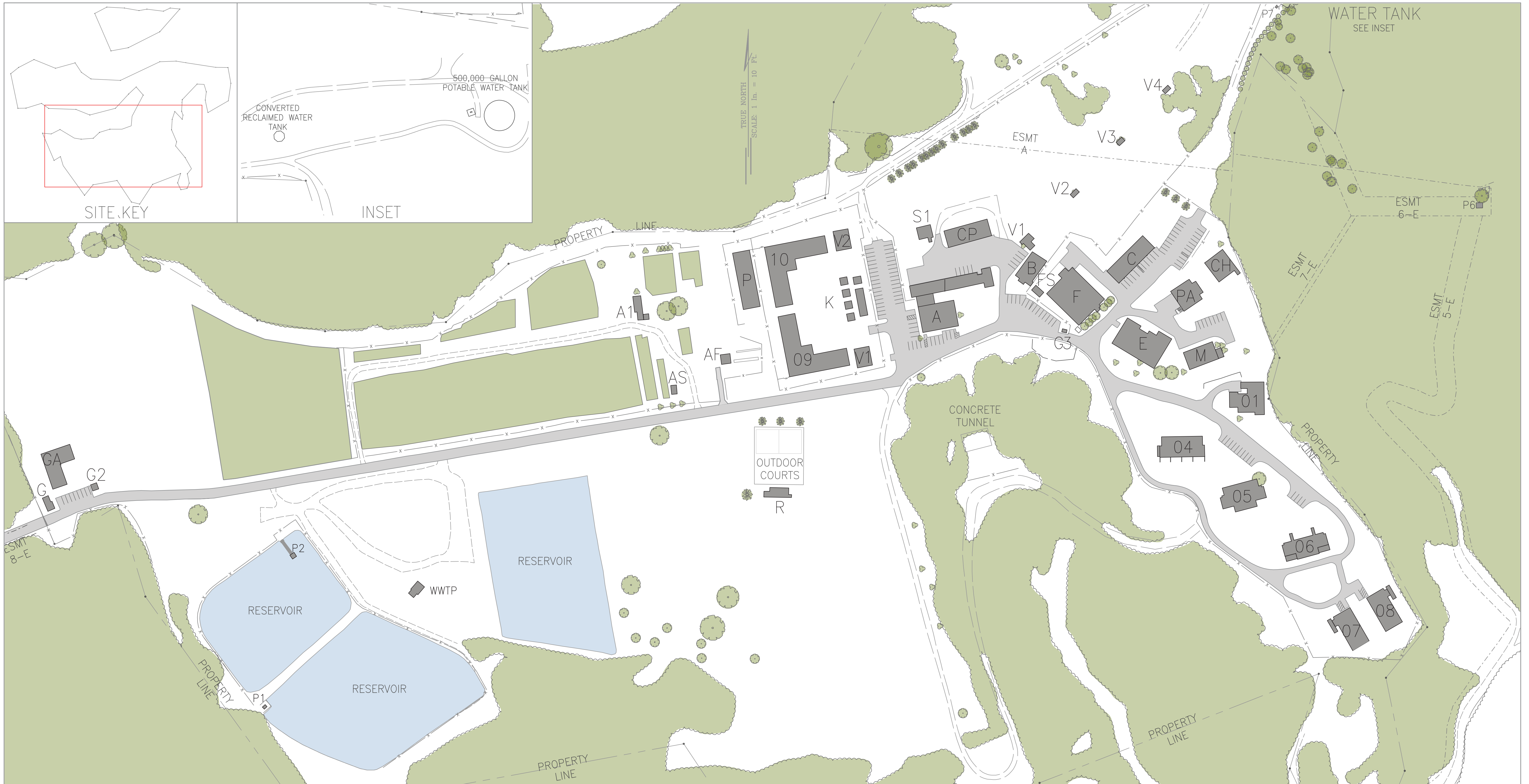
SSFM INTERNATIONAL, INC.

AUSTIN, TSUTSUMI  
 & ASSOCIATES, INC.

| REVISION NO. | SYM. | DESCRIPTION | SHT. OF | DATE | APPROVED: |
|--------------|------|-------------|---------|------|-----------|
|              |      |             |         |      |           |

|   |                   |                       |                        |
|---|-------------------|-----------------------|------------------------|
| DEPT. OF ACCOUNTING & GENERAL SERVICES<br>PLANNING DIVISION<br>STATE OF HAWAII                |                   |                       |                        |
| WAIAWA CORRECTIONAL FACILITY<br>PLAN REVIEW USE & SPECIAL USE PERMITS<br>WAIAWA, OAHU, HAWAII |                   |                       |                        |
| Title Sheet, Index of Drawings  |                   |                       |                        |
| DESIGNED BY:<br>CM  | CHECKED BY:<br>—  | JOB NO.<br>12-10-0783 | DRAWING NO.            |
| DRAWN BY:<br>RS   | APPROVED BY:<br>— | DATE<br>JULY 2019     | SHEET<br>OF _____ SHTS |
| SCALE:  |                   |                       |                        |



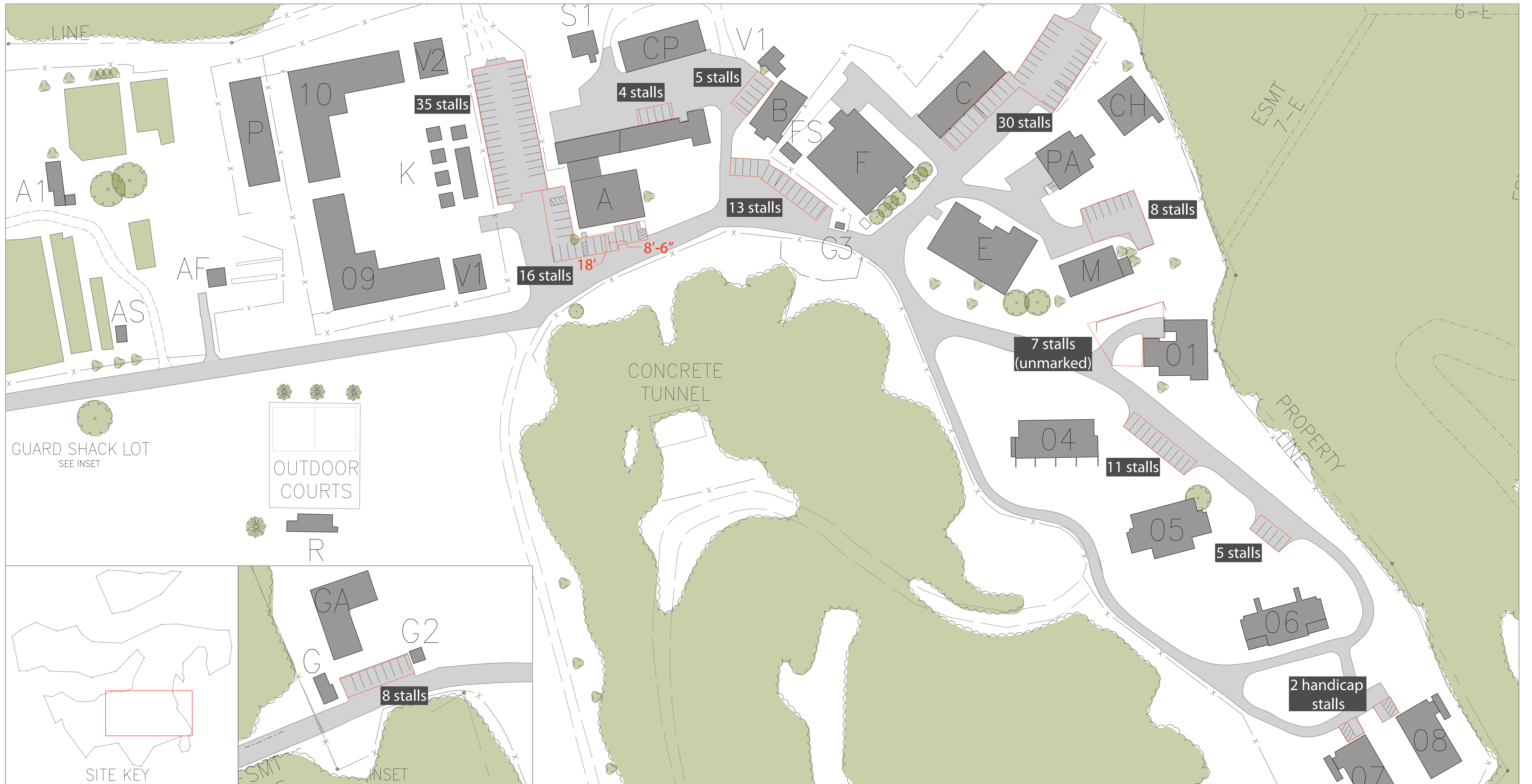
**LEGEND**

- PROPERTY LINE
- x --- FENCE LINE
- UNPAVED ROAD
- EASEMENT
- RESERVOIR
- TREE CANOPY/GREEN SPACE
- BUILDING/STRUCTURE
- PAVED ROAD

GRAPHICAL SCALE:  
 100' 50' 0 100' 200'  
 SCALE: 1" = 100'

|        |                                 |        |                                 |        |                               |
|--------|---------------------------------|--------|---------------------------------|--------|-------------------------------|
| WCF-01 | OFFICE SPACE                    | WCF-CH | CHAPEL                          | WCF-P2 | PUMP STATION 2                |
| WCF-04 | HOUSING 4                       | WCF-CP | CARPENT                         | WCF-P6 | PUMP STATION 6                |
| WCF-05 | HOUSING 5                       | WCF-E  | EDUCATION                       | WCF-P7 | PUMP STATION 7                |
| WCF-06 | HOUSING 6                       | WCF-F  | INMATE DINING FACILITY          | WCF-PA | PAVILION & MULTI-PURPOSE AREA |
| WCF-07 | TENT 7                          | WCF-FS | FOOD SERVICE STORAGE            | WCF-R  | RECREATION CENTER             |
| WCF-08 | TENT 8                          | WCF-G  | GUARD SHACK                     | WCF-S1 | FUEL STORAGE                  |
| WCF-09 | BUILDING 9                      | WCF-G2 | GATEHOUSE STORAGE SHED          | WCF-V1 | KASHBOX COMPOUND - VISITING 1 |
| WCF-10 | BUILDING 10                     | WCF-G3 | VISITOR CHECK-IN OFFICE         | WCF-V2 | KASHBOX COMPOUND - VISITING 2 |
| WCF-A  | ADMINISTRATION BUILDING         | WCF-GA | GUARD SHACK ADMINISTRATION      | V1     | CONCRETE COMM. STRUCTURE      |
| WCF-A1 | AGRICULTURAL STORAGE            | WCF-I  | AUTO/LANDSCAPE SHOP & TOOL ROOM | V2     | CONCRETE COMM. STRUCTURE      |
| WCF-AF | AQUA FARM STORAGE               | WCF-K  | KASHBOX COMPOUND                | V3     | CONCRETE COMM. STRUCTURE      |
| WCF-AS | AGRICULTURAL STORAGE OPERATIONS | WCF-M  | MEDICAL SERVICES PROGRAM        | V4     | CONCRETE COMM. STRUCTURE      |
| WCF-B  | CONTROL & SUPPORT               | WCF-P  |                                 |        |                               |
| WCF-C  |                                 | WCF-P1 | PUMP STATION 1                  |        |                               |

| REVISION NO.  | SYM.         | DESCRIPTION | SHT. OF     | DATE | APPROVED: |
|---|--------------|-------------|-------------|------|-----------|
| DEPT. OF ACCOUNTING & GENERAL SERVICES<br>PLANNING DIVISION<br>STATE OF HAWAII                |              |             |             |      |           |
| WAIAWA CORRECTIONAL FACILITY<br>PLAN REVIEW USE & SPECIAL USE PERMITS<br>WAIAWA, OAHU, HAWAII |              |             |             |      |           |
| Site Plan   |              |             |             |      |           |
| SSFM International, Inc.  |              | JOB NO.     | DRAWING NO. |      |           |
| DESIGNED BY:<br>CM  | CHECKED BY:  | 12-10-0783  | C000.00     |      |           |
| DRAWN BY:<br>RS   | APPROVED BY: | DATE        | SHEET       |      |           |
| SCALE:<br>AS SHOWN  | MAR. 2016    | OF 60       | SHTS        |      |           |
| FILE:   | DRAWER:      | FOLDER:     | FINAL       |      |           |



**LEGEND**

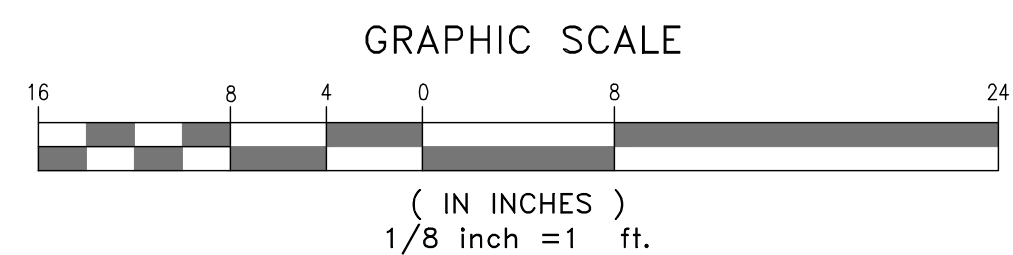
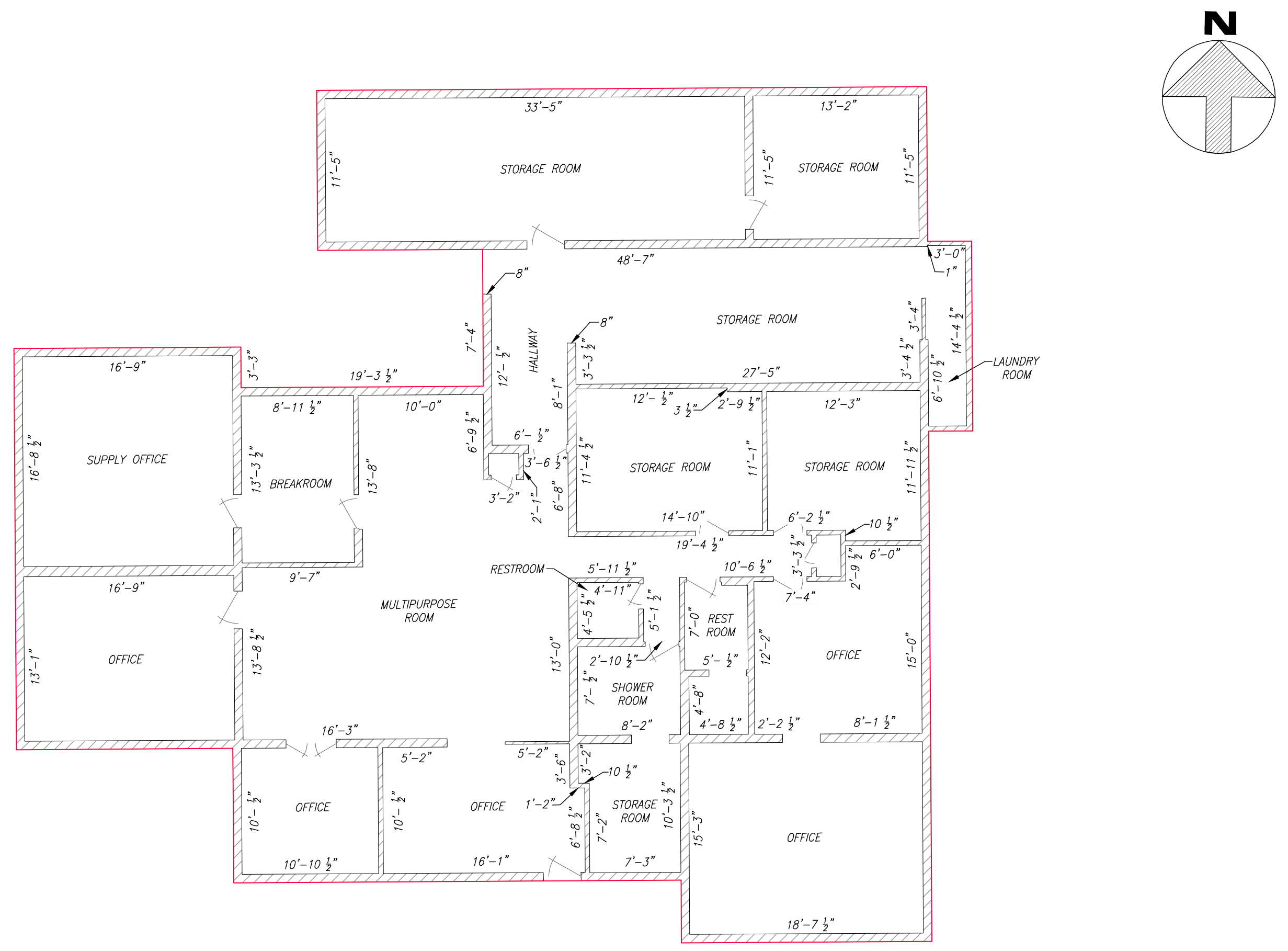
- PROPERTY LINE
- x --- FENCE LINE
- UNPAVED ROAD
- EASEMENT
- RESERVOIR
- TREE CANOPY/GREEN SPACE
- BUILDING/STRUCTURE
- PAVED ROAD

**GRAPHICAL SCALE:**  
 50' 25' 0 50' 100'  
 SCALE: 1" = 50'

|        |                         |        |                                 |        |                               |
|--------|-------------------------|--------|---------------------------------|--------|-------------------------------|
| WCF-01 | OFFICE SPACE            | WCF-CH | CHAPEL                          | WCF-P2 | PUMP STATION 2                |
| WCF-04 | HOUSING 4               | WCF-CP | CARPORT                         | WCF-P6 | PUMP STATION 6                |
| WCF-05 | HOUSING 5               | WCF-E  | EDUCATION                       | WCF-P7 | PUMP STATION 7                |
| WCF-06 | HOUSING 6               | WCF-F  | INMATE DINING FACILITY          | WCF-PA | PAVILION & MULTI-PURPOSE AREA |
| WCF-07 | TENT 7                  | WCF-FS | FOOD SERVICE STORAGE            | WCF-R  | RECREATION CENTER             |
| WCF-08 | TENT 8                  | WCF-G  | GUARD SHACK                     | WCF-S1 | FUEL STORAGE                  |
| WCF-09 | BUILDING 9              | WCF-G2 | GATEHOUSE STORAGE SHED          | WCF-V1 | KASHBOX COMPOUND - VISITING 1 |
| WCF-10 | BUILDING 10             | WCF-G3 | VISITOR CHECK-IN OFFICE         | WCF-V2 | KASHBOX COMPOUND - VISITING 2 |
| WCF-A  | ADMINISTRATION BUILDING | WCF-GA | GUARD SHACK ADMINISTRATION      | V1     | CONCRETE COMM. STRUCTURE      |
| WCF-A1 | AGRICULTURAL STORAGE    | WCF-I  | AUTO/LANDSCAPE SHOP & TOOL ROOM | V2     | CONCRETE COMM. STRUCTURE      |
| WCF-AF | AQUA FARM STORAGE       | WCF-K  | KASHBOX COMPOUND                | V3     | CONCRETE COMM. STRUCTURE      |
| WCF-AS | AGRICULTURAL STORAGE    | WCF-M  | MEDICAL SERVICES                | V4     | CONCRETE COMM. STRUCTURE      |
| WCF-B  | OPERATIONS              | WCF-P  | PROGRAM                         |        |                               |
| WCF-C  | CONTROL & SUPPORT       | WCF-P1 | PUMP STATION 1                  |        |                               |

| REVISION NO.  | SYM.         | DESCRIPTION | SHT. OF     | DATE | APPROVED: |
|---|--------------|-------------|-------------|------|-----------|
| DEPT. OF ACCOUNTING & GENERAL SERVICES<br>PLANNING DIVISION<br>STATE OF HAWAII                |              |             |             |      |           |
| WAIAWA CORRECTIONAL FACILITY<br>PLAN REVIEW USE & SPECIAL USE PERMITS<br>WAIAWA, OAHU, HAWAII |              |             |             |      |           |
| Parking Plan  |              |             |             |      |           |
| SSFM International, Inc.  |              | JOB NO.     | DRAWING NO. |      |           |
| DESIGNED BY:<br>CM  | CHECKED BY:  | 12-10-0783  | C000.00     |      |           |
| DRAWN BY:<br>RS   | APPROVED BY: | DATE        | SHEET       |      |           |
| SCALE:<br>AS SHOWN  | MAR. 2016    | OF 60 SHTS  |             |      |           |
| FILE  | DRAWER       | FOLDER      | FINAL       |      |           |

Y:\2019\19-314 WAIAWA FLOOR MAPPING\DONATA\WAIAWA CORRECTIONAL FLOOR PLAN SHEET.DWG  
 JOB NO. 19-314 DATE: 082819



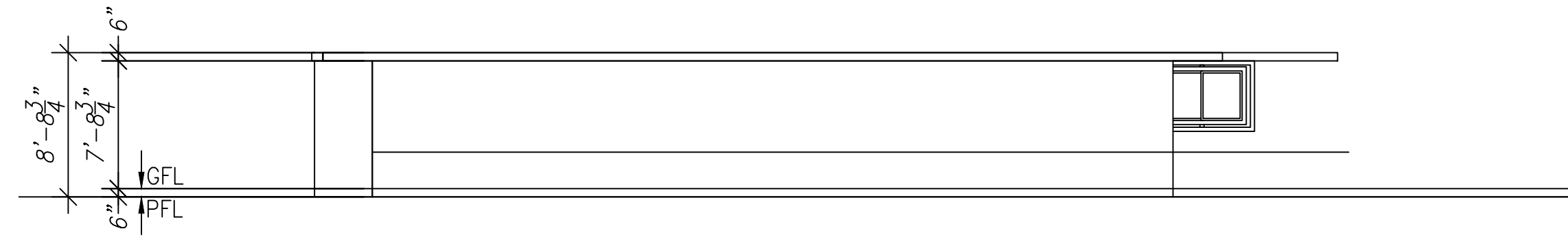
BUILDING NO. WCF-01 (ABANDONED BUILDING)  
 BUILDING AREA = 3905 SQ. FT.

BL

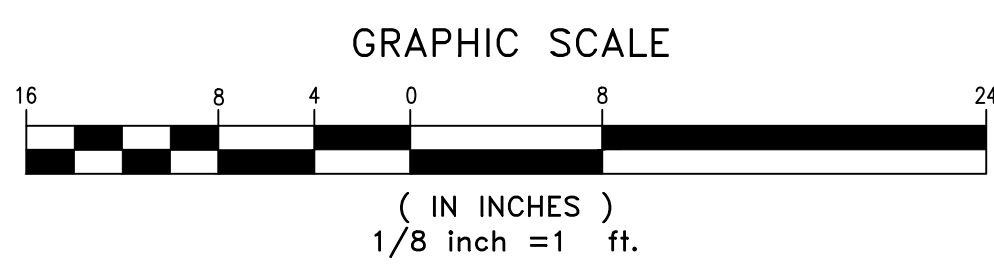
| REVISION NO. | SYM. | DESCRIPTION | SHT. OF | DATE | APPROVED: |
|--------------|------|-------------|---------|------|-----------|
|              |      |             |         |      |           |

|   |                       |                        |             |
|---|-----------------------|------------------------|-------------|
| DEPT. OF ACCOUNTING & GENERAL SERVICES<br>PLANNING DIVISION<br>STATE OF HAWAII  |                       |                        |             |
| <b>WAIAWA CORRECTIONAL FACILITY</b><br>BUILDING NO. WCF-01 (ABANDONED BUILDING)<br>PLAN REVIEW USE & SPECIAL USE PERMITS<br><small>WAIAWA, OAHU, HAWAII</small> |                       |                        |             |
| Floor Plans   |                       |                        |             |
| <small>ATA</small> AUSTIN, TSUTSUMI & ASSOCIATES, INC.<br><small>ENGINEERS, SURVEYORS • HONOLULU, HAWAII</small>  | JOB NO.<br>12-10-0783 | DRAWING NO.<br>C000.00 |             |
| DESIGNED BY:<br>CM  | CHECKED BY:<br>—      | DATE<br>JULY 2019      | SHEET<br>4  |
| DRAWN BY:<br>RS   | APPROVED BY:<br>—     | SCALE:<br>1/8" = 1'    | OF 60 SHETS |

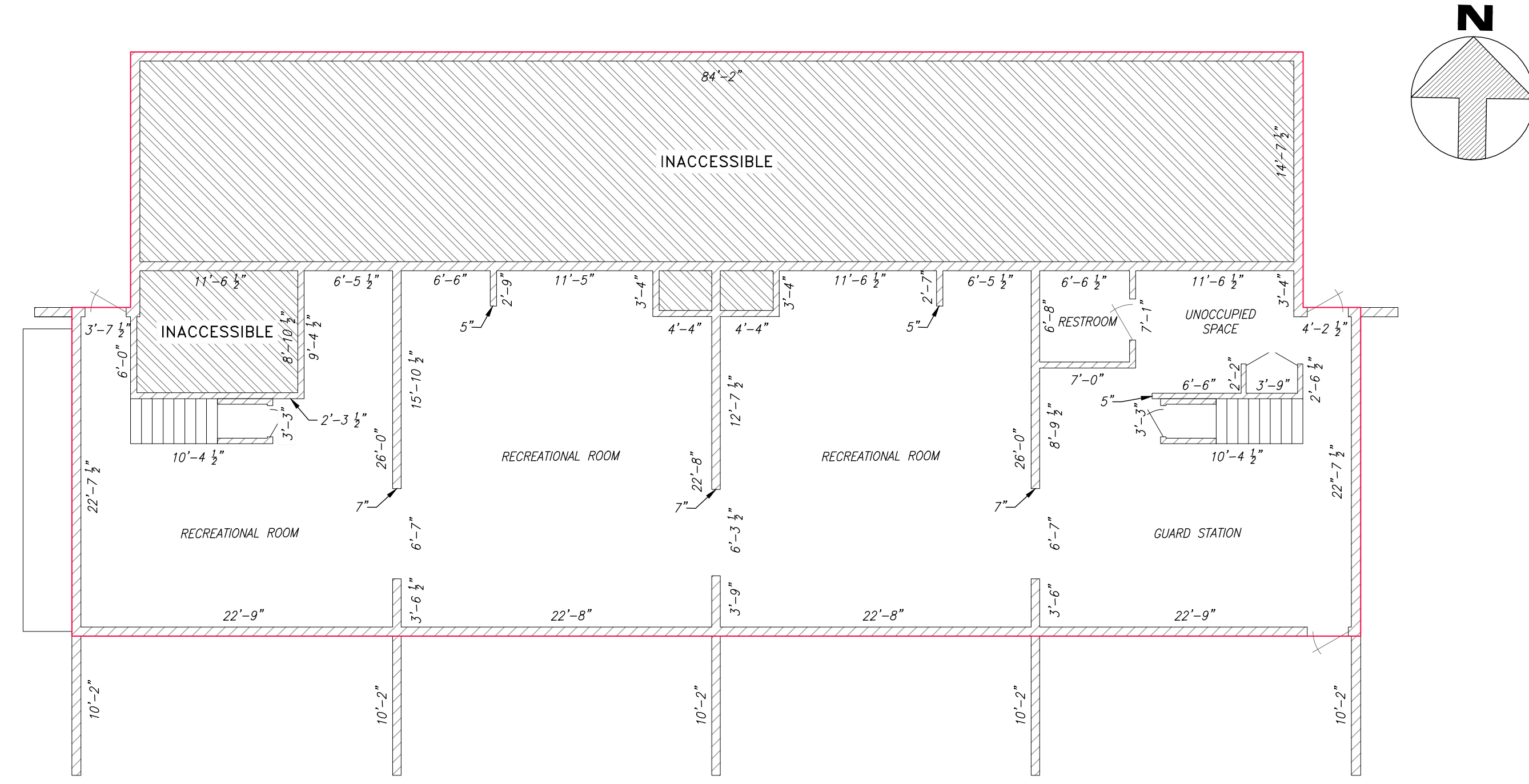


NORTH SIDE ELEVATION  
BUILDING NO. WCF-01

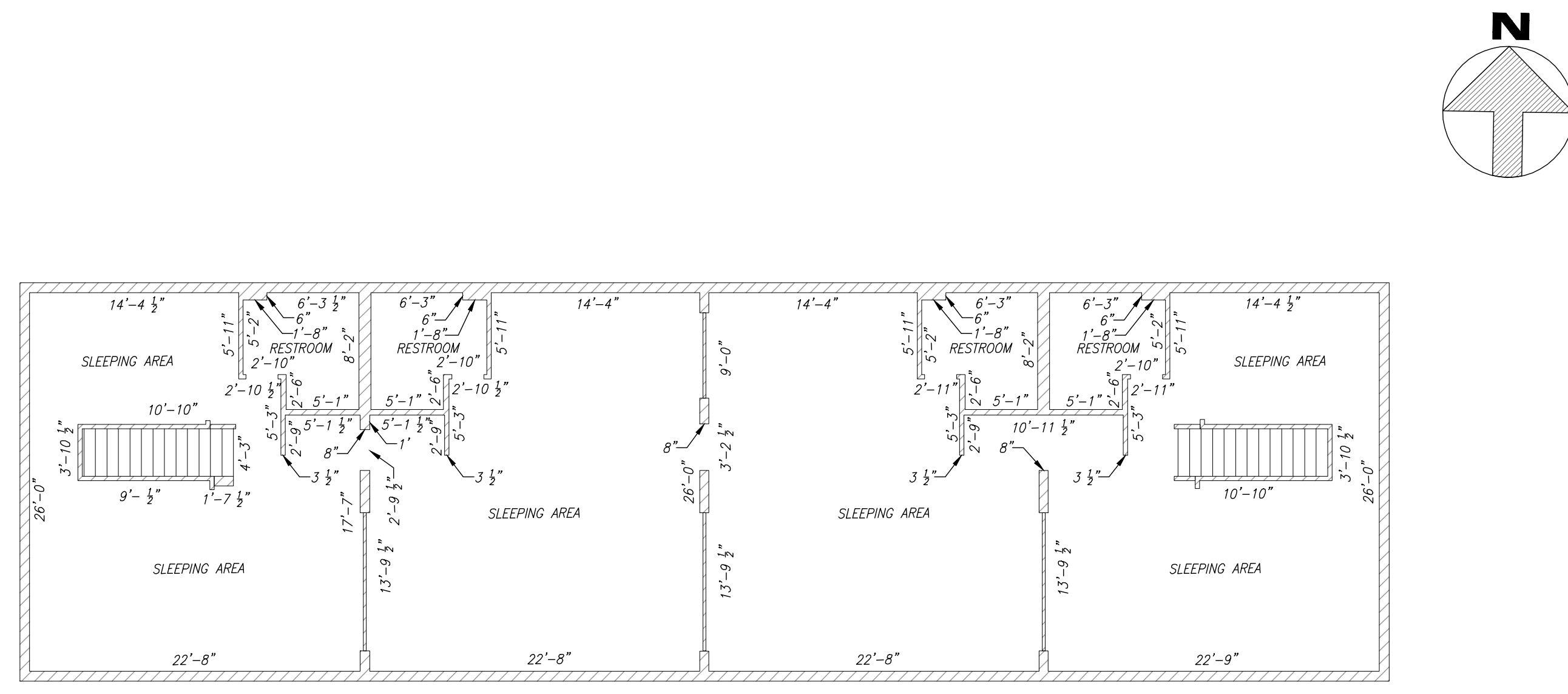


BUILDING NO. WCF- 01 (ABANDONED BUILDING) ELEVATIONS

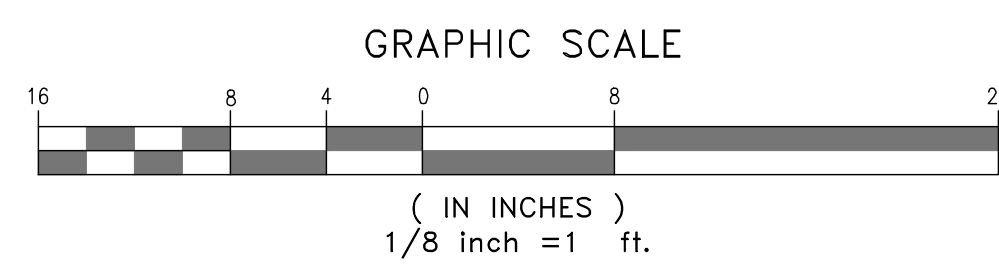
Y:\2019\19-314 WAIAWA FLOOR MAPPING\DONATA\WAIAWA CORRECTIONAL FLOOR PLAN SHEET.DWG  
 JOB NO. 19-314 DATE: 082819



BUILDING NO. WCF-04 (HOUSING 4) FIRST FLOOR  
 BUILDING AREA = 3849 SQ. FT.




BUILDING NO. WCF-04 (HOUSING 4) SECOND FLOOR

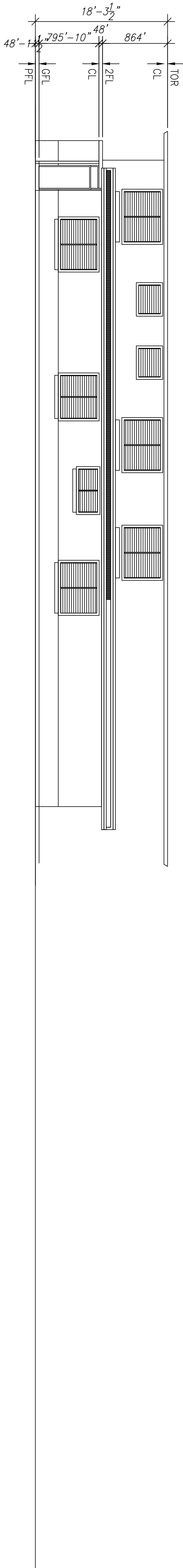


| REVISION NO.  | SYM. | DESCRIPTION           | SHT. OF | DATE                         | APPROVED:                               |
|---|------|-----------------------|---------|------------------------------|---|
| DEPT. OF ACCOUNTING & GENERAL SERVICES<br>PLANNING DIVISION<br>STATE OF HAWAII  |      |                       |         |                              |   |
| <b>WAIAWA CORRECTIONAL FACILITY</b><br>BUILDING NO. WCF-04 (HOUSING 4)<br>PLAN REVIEW USE & SPECIAL USE PERMITS<br>WAIAWA, OAHU, HAWAII |      |                       |         |                              |   |
| Floor Plans   |      |                       |         |                              |   |
| DESIGNED BY:<br><b>CM</b>   |      | CHECKED BY:<br>_____  |         | JOB NO.<br><b>12-10-0783</b> | DRAWING NO.<br><b>C000.00</b>           |
| DRAWN BY:<br><b>RS</b>  |      | APPROVED BY:<br>_____ |         | DATE<br><b>JULY 2019</b>     | SHEET<br><b>6</b><br>OF <b>60</b> SHETS |
| SCALE: <b>1/8" = 1'</b>   |      |                       |         |                              |   |

BL



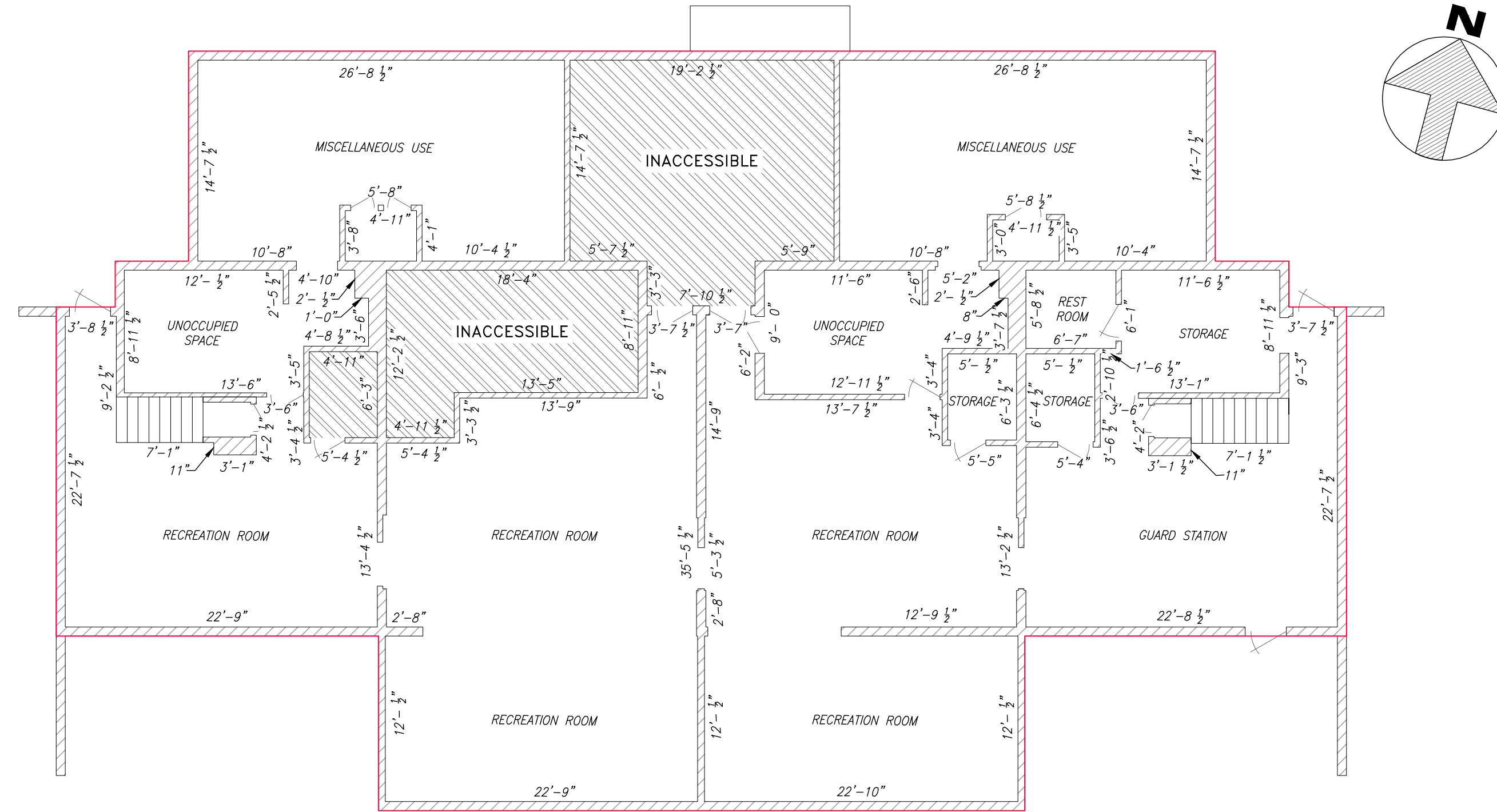
NORTH SIDE ELEVATION  
BUILDING NO. WCF-04 (HOUSING 4)



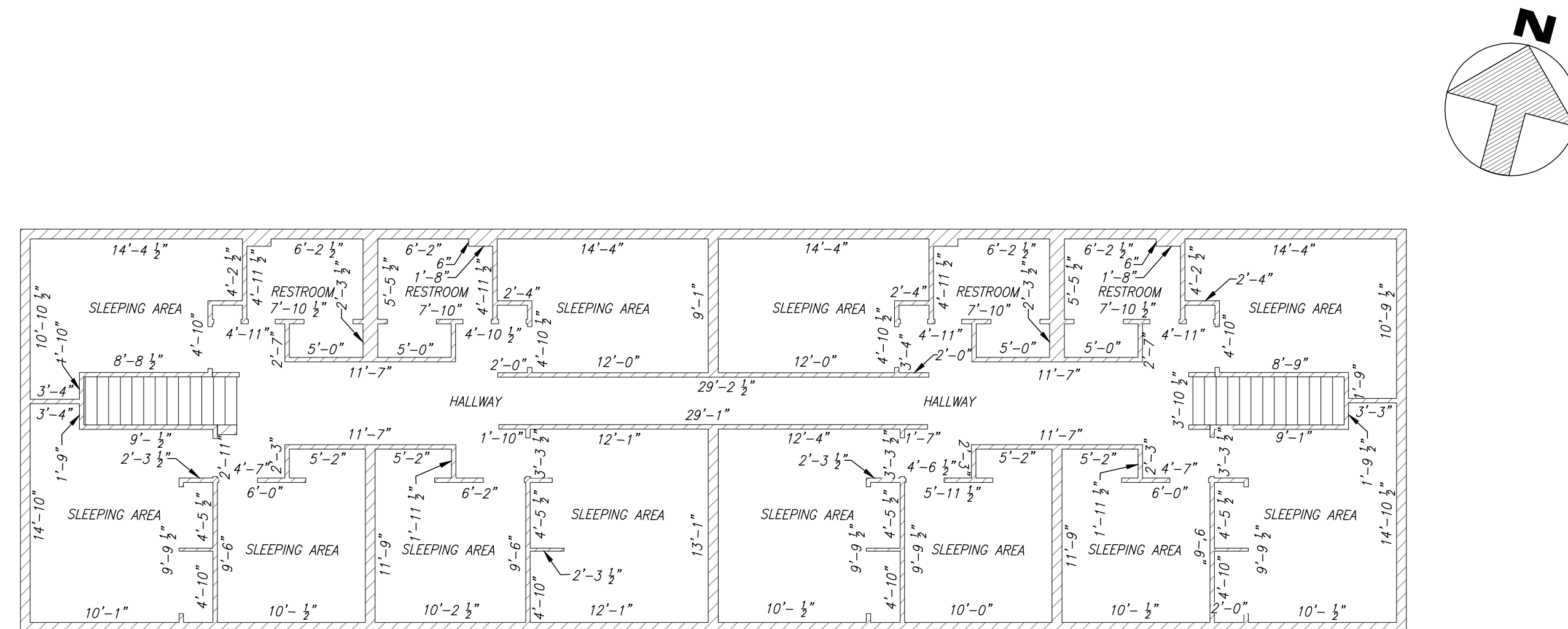
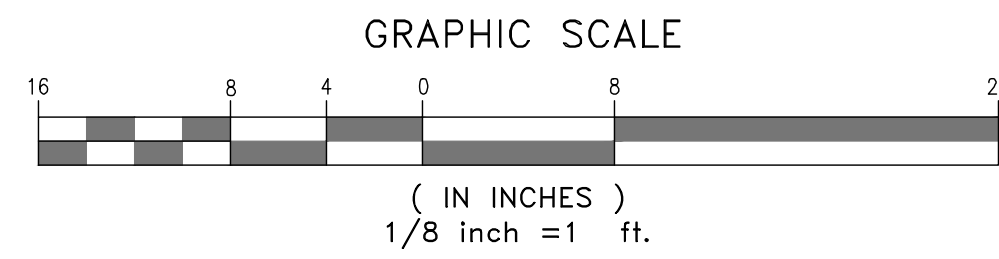
BUILDING NO. WCF-04 (HOUSING 4)

BUILDING NO. WCF-04 (HOUSING 4) ELEVATIONS

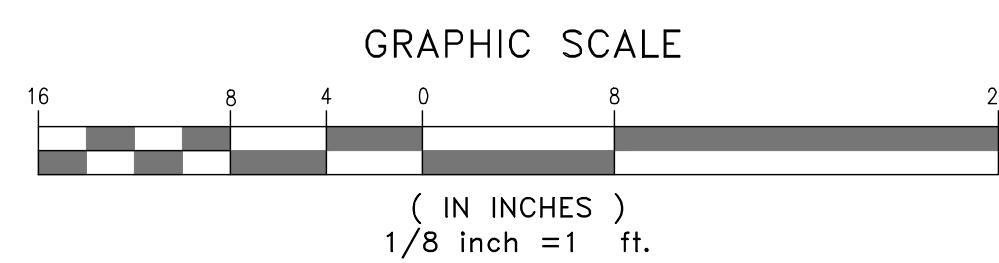




BUILDING NO. WCF-05 (HOUSING 5) FIRST FLOOR  
 BUILDING AREA = 4284 SQ. FT.



BUILDING NO. WCF-05 (HOUSING 5) SECOND FLOOR



| REVISION NO. | SYM. | DESCRIPTION | SHT. OF | DATE | APPROVED: |
|--------------|------|-------------|---------|------|-----------|
|              |      |             |         |      |           |

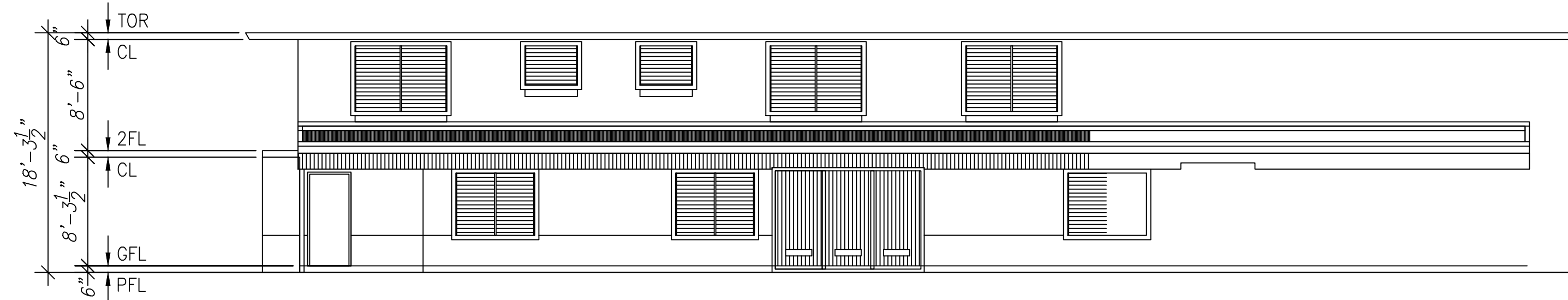
|  |              |            |             |  |  |
|--|--------------|------------|-------------|--|--|
| DEPT. OF ACCOUNTING & GENERAL SERVICES<br>PLANNING DIVISION<br>STATE OF HAWAII   |              |            |             |  |  |
| WAIAWA CORRECTIONAL FACILITY<br>BUILDING NO. WCF-05 (HOUSING 5)<br>PLAN REVIEW USE & SPECIAL USE PERMITS<br>WAIAWA, OAHU, HAWAII |              |            |             |  |  |
| Floor Plans  |              |            |             |  |  |
| <small>ATA</small> AUSTIN, TSUTSUMI & ASSOCIATES, INC.<br>ENGINEERS, SURVEYORS • HONOLULU, HAWAII                                |              | JOB NO.    | DRAWING NO. |  |  |
| DESIGNED BY:<br>CM   | CHECKED BY:  | 12-10-0783 | C000.00     |  |  |
| DRAWN BY:<br>RS  | APPROVED BY: | DATE       | SHEET       |  |  |
| SCALE:<br>1/8" = 1'  |              | JULY 2019  | 8           |  |  |
|  |              |            | OF 60 SHTS  |  |  |

Y:\2019\19-314 WAIAWA FLOOR MAPPING\DONATA\WAIAWA CORRECTIONAL FLOOR PLAN SHEET.DWG  
 JOB NO. 19-314 DATE: 082819

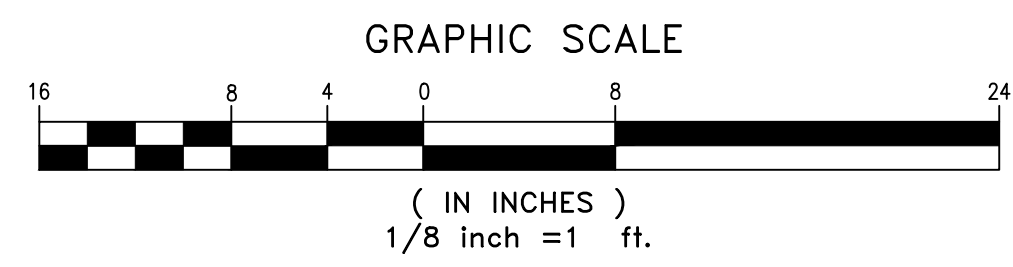
BL

M:\2018\2018\_238.000 DAGS WAIAWA PRU-SUP\G DWGS\PM\ELEVATIONS\ELEVATIONS VER 01 191013 RR0SAL\191002 RCRA WM WAIAWA CORRECTIONAL FLOOR  
JOB NO. 19-314 DATE:

BUILDING NO. WCF-05 (HOUSING 5)



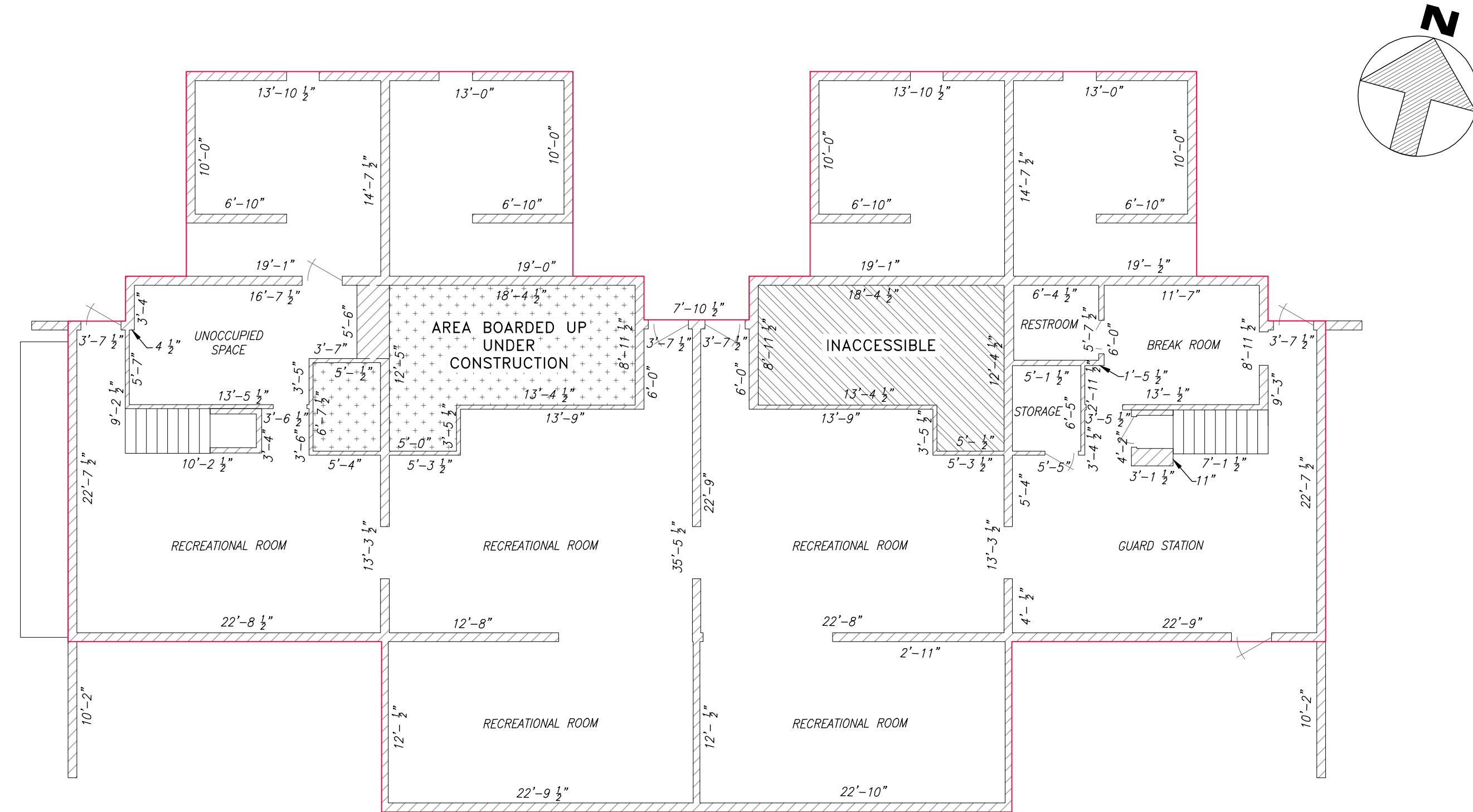
NORTH SIDE ELEVATION  
BUILDING NO. WCF-05 (HOUSING 5)



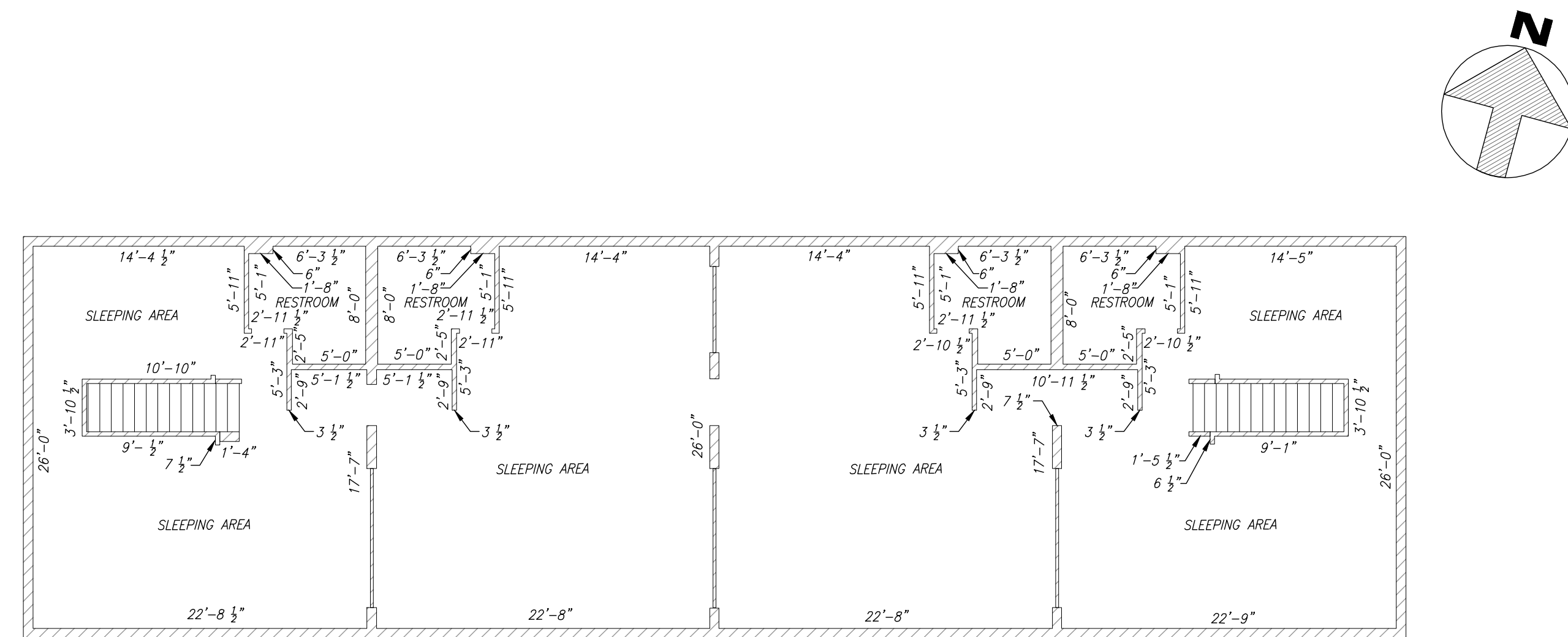
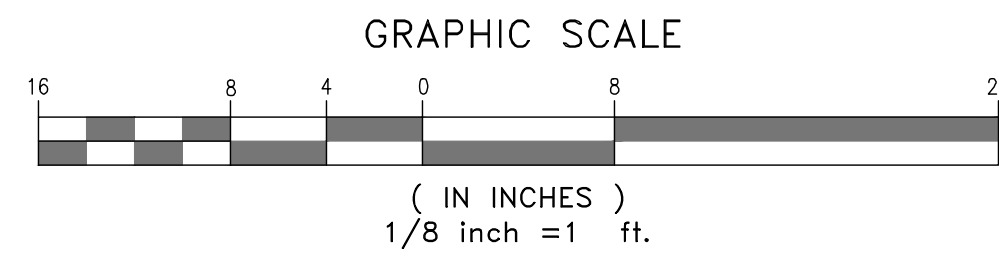
BUILDING NO. WCF- 05 (HOUSING 5) ELEVATIONS

WAIAWA CORRECTIONAL FACILITY  
BUILDING NO. WCF-05 (HOUSING 5)  
PLAN REVIEW USE & SPECIAL USE PERMITS  
WAIAWA, OAHU, HAWAII

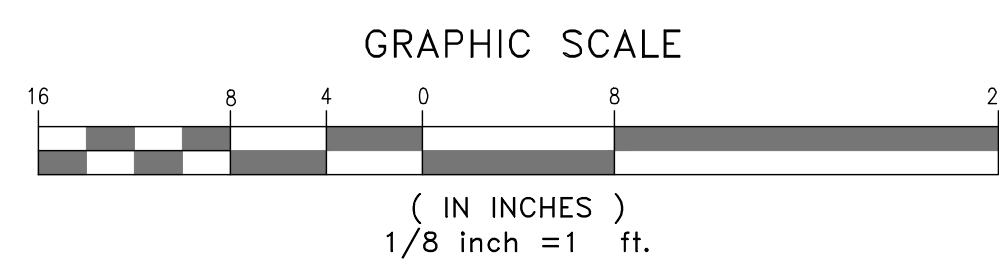
Y:\2019\19-314 WAIAWA FLOOR MAPPING\DONATA\WAIAWA CORRECTIONAL FLOOR PLAN SHEET.DWG  
 JOB NO. 19-314 DATE: 082819



BUILDING NO. WCF-06 (HOUSING 6) FIRST FLOOR  
 BUILDING AREA = 3998 SQ. FT.



BUILDING NO. WCF-06 (HOUSING 6) SECOND FLOOR



| REVISION NO. | SYM. | DESCRIPTION | SHT. OF | DATE | APPROVED: |
|--------------|------|-------------|---------|------|-----------|
|              |      |             |         |      |           |

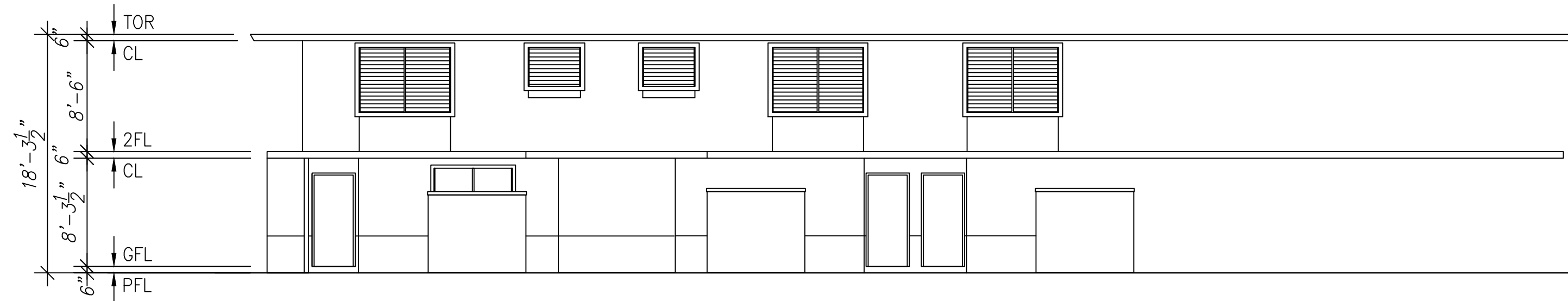
  

|  |                   |                       |                        |  |  |
|--|-------------------|-----------------------|------------------------|--|--|
| DEPT. OF ACCOUNTING & GENERAL SERVICES<br>PLANNING DIVISION<br>STATE OF HAWAII   |                   |                       |                        |  |  |
| <b>WAIAWA CORRECTIONAL FACILITY</b><br>BUILDING NO. WCF-06 (HOUSING 6)<br>PLAN REVIEW USE & SPECIAL USE PERMITS<br><small>WAIAWA, OAHU, HAWAII</small> |                   |                       |                        |  |  |
| Floor Plans  |                   |                       |                        |  |  |
| <small>ATA</small> AUSTIN, TSUTSUMI & ASSOCIATES, INC.<br><small>ENGINEERS, SURVEYORS • HONOLULU, HAWAII</small>                                       |                   | JOB NO.<br>12-10-0783 | DRAWING NO.<br>C000.00 |  |  |
| DESIGNED BY:<br>CM   | CHECKED BY:<br>—  | DATE<br>JULY 2019     | SHEET<br>10            |  |  |
| DRAWN BY:<br>RS  | APPROVED BY:<br>— | SCALE:<br>1/8" = 1'   | OF 60 SHTS             |  |  |

BL

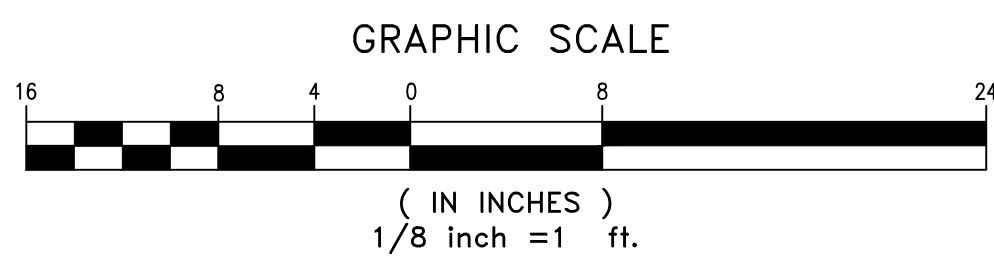
M:\2018\2018\_236.000 DAGS WAIAWA PRU-SUP\G DWGS\PM\ELEVATIONS\ELEVATIONS VER 01 191013 RR0SAL\191002 RCRA WM WAIAWA CORRECTIONAL FLOOR  
JOB NO. 19-314 DATE:

BUILDING NO. WCF-06 (HOUSING 6)



NORTH SIDE ELEVATION  
BUILDING NO. WCF-06 (HOUSING 6)

WAIAWA CORRECTIONAL FACILITY  
BUILDING NO. WCF-06 (HOUSING 6)  
PLAN REVIEW USE & SPECIAL USE PERMITS  
WAIAWA, OAHU, HAWAII



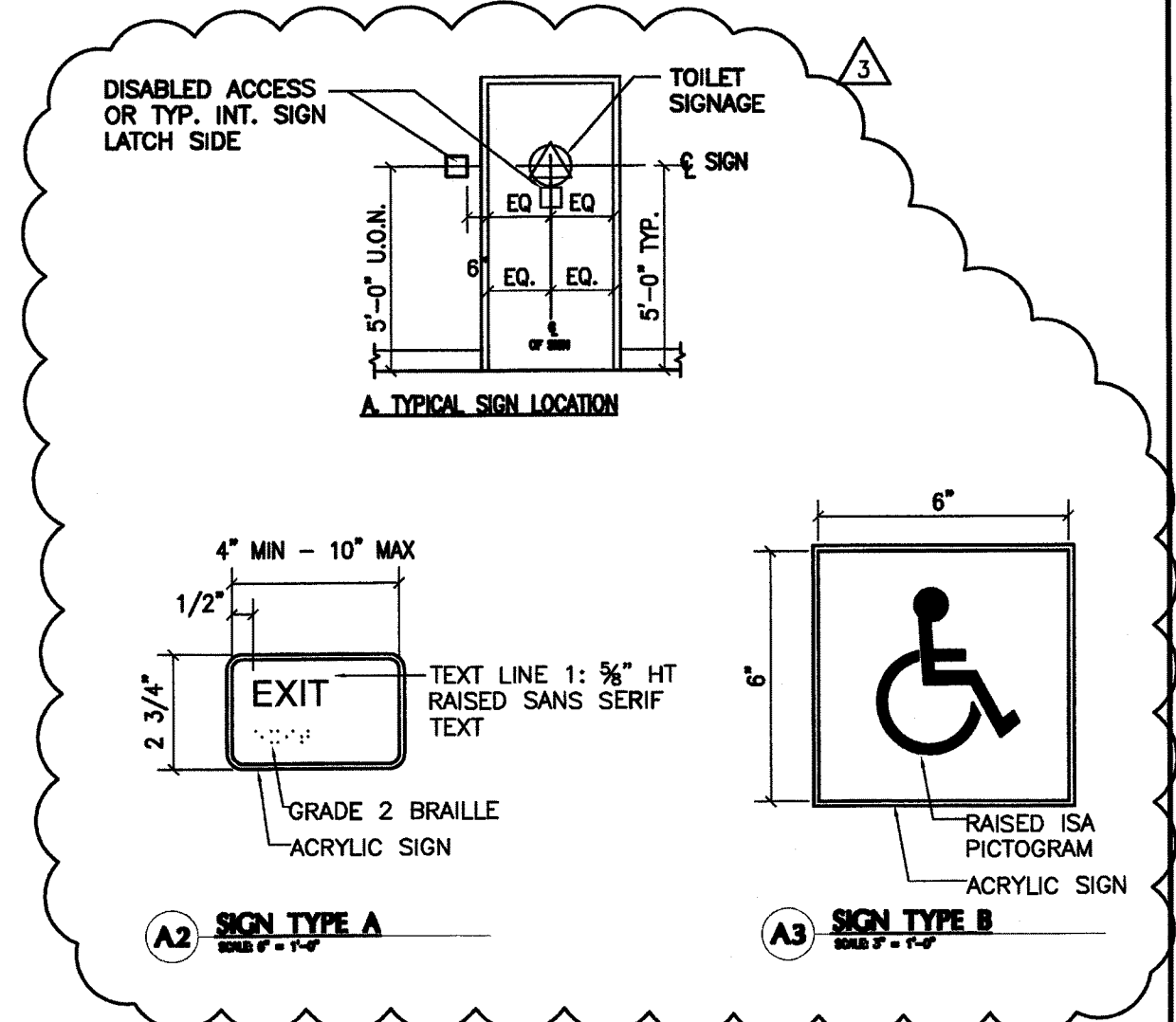
BUILDING NO. WCF- 06 (HOUSING 6) ELEVATIONS

# LEGEND

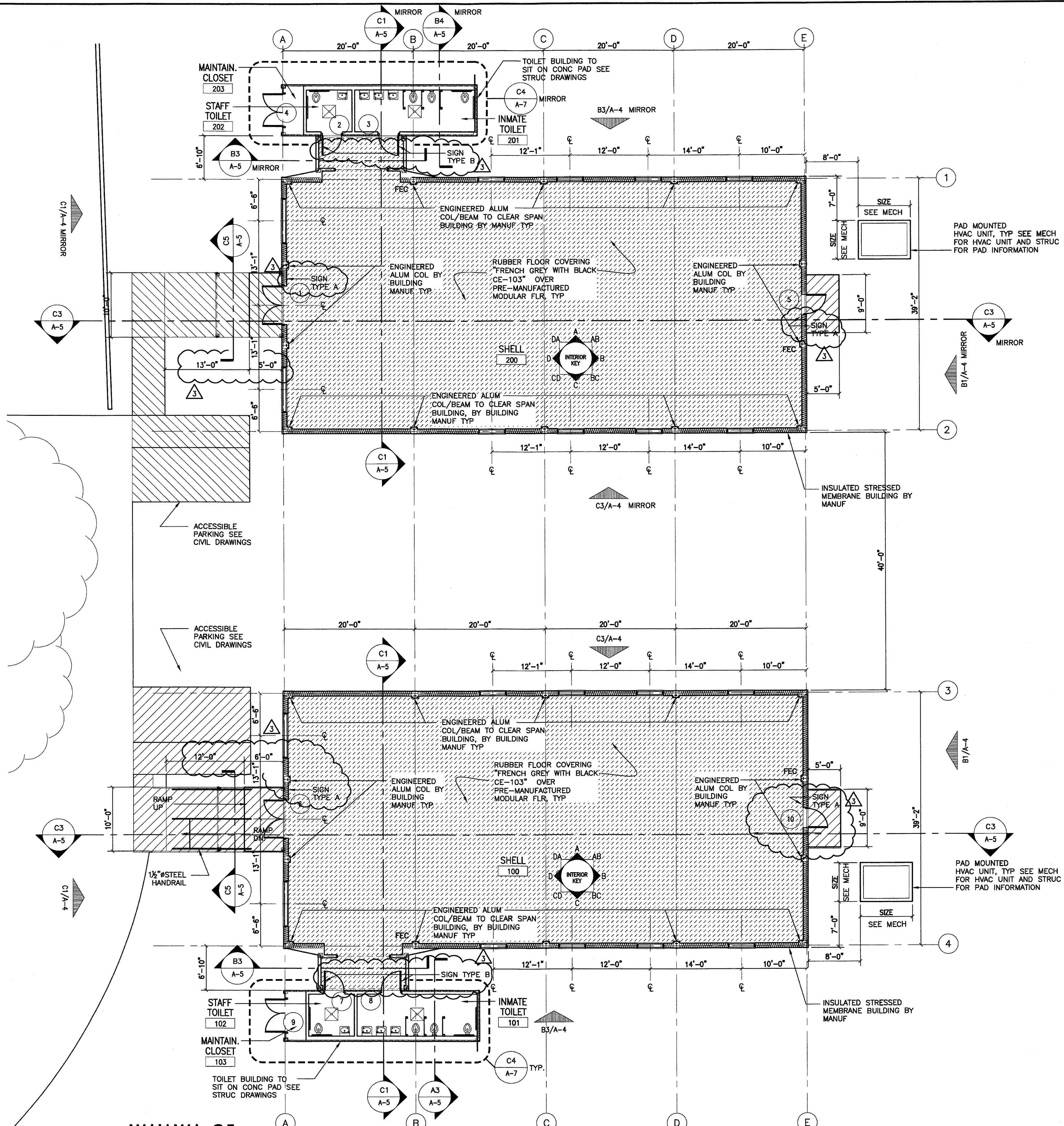
- CONCRETE PAVING SEE STRUC DRAWINGS
- ALUMINUM FRAMED PRE-MANUF FLOOR
- FEC WALL MOUNTED FIRE EXTINGUISHER

# SHEET NOTES

- SEE BUILDING ELEVATIONS ON SHEET A-04 FOR EXTERIOR WINDOW INFORMATION
- ALL STRUCTURAL COMPONENTS OF THE PRESTRESSED MEMBRANE STRUCTURE SHALL BE FROM A SINGLE MANUF
- ALL COMPONENTS REQUIRED TO PROVIDE A WATERTIGHT ENCLOSURE SHALL BE FROM A SINGLE MANUF



AS BUILT DRAWING  
*ALUO BUILDERS SYSTEM*

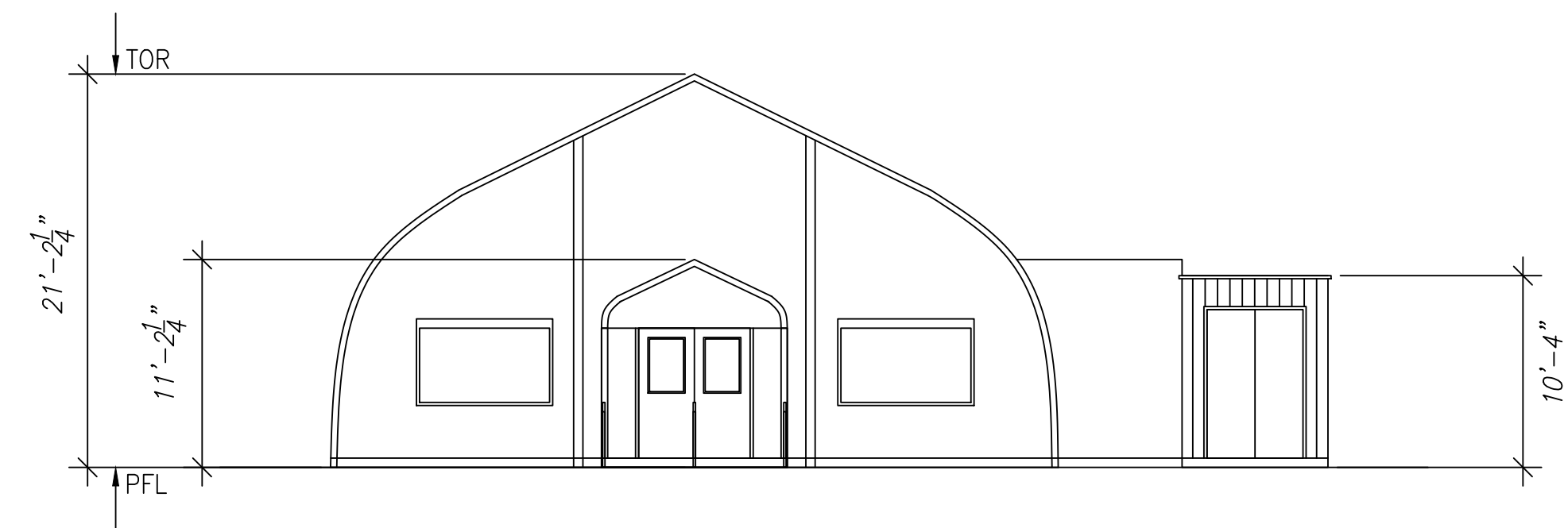


**WAIAWA C.F. BUILDING PLAN**  
 SCALE: 1/8" = 1'-0"  
 A1

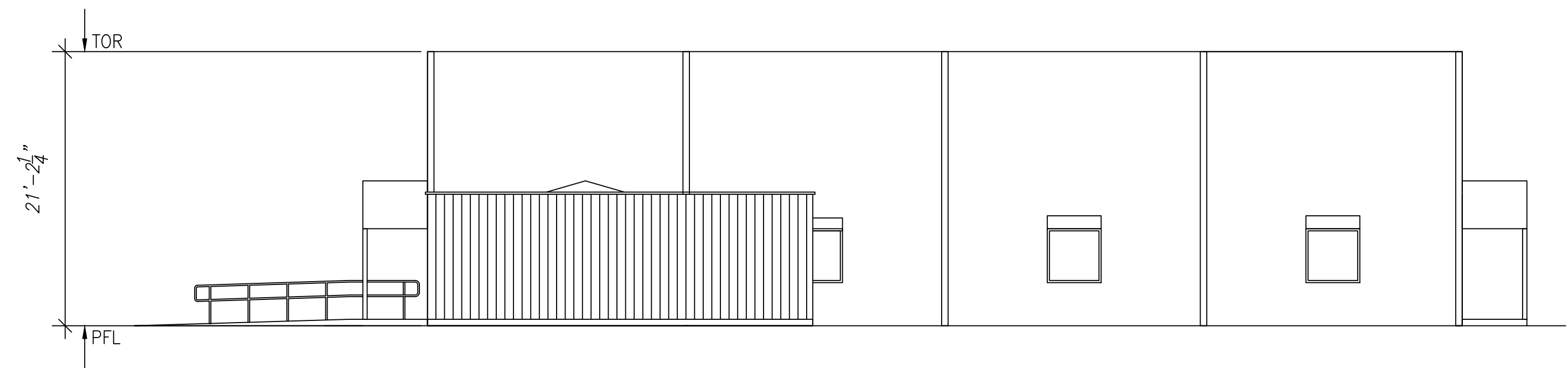
|  |               |  |  |   |
|--|---------------|--|--|---|
| PCD-3  | DCAB COMMENTS | 2/3  | 9-10-09                                    |   |
| REVISION NO.   | SYM.          | DESCRIPTION  | SHT. OF                                    | DATE                                    |
|  |               |  |  | APPROVED:<br>PUBLIC WORKS ADMINISTRATOR |
|  |               | DEPT. OF ACCOUNTING & GENERAL SERVICES<br>DIVISION OF PUBLIC WORKS<br>STATE OF HAWAII<br>DEPARTMENT OF PUBLIC SAFETY<br>WAIAWA TEMPORARY PROGRAM FACILITIES 1<br>WAIAWA, HAWAII 57 |  |   |
| ARCHITECTS HAWAII, LTD.<br>DESIGNED BY: AHL<br>CHECKED BY: AHL<br>DRAWN BY: AHL<br>APPROVED BY: SY<br>SIGNATURE: <i>Stanley T. Yasunoto</i><br>DATE: 04/30/10<br>EXPIRATION DATE: 04/30/10 |               | DASS JOB NO.<br>22-27-5609   | DRAWING NO.<br>A-2<br>SHEET<br>23<br>OF 23 |   |
| NOTE: Contractor to check and verify dimensions at job before proceeding with work.  |               | SCALE: AS SHOWN  | APRIL 3, 2009                              |   |

DATE: 01/26/08

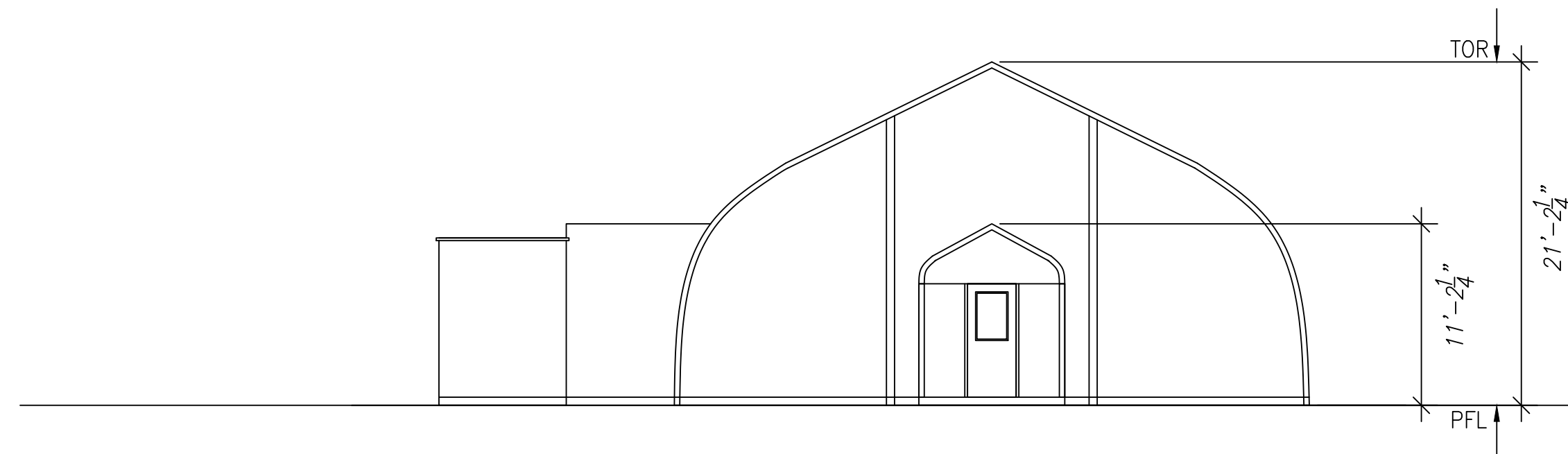
D:\WAIWA CORRECTIONAL FACILITY HAWAII\191002 RCRA WM WAIWA CORRECTIONAL FLOOR PLAN SHEET\_ADJUSTED.DWG  
JOB NO. 19-314 DATE:



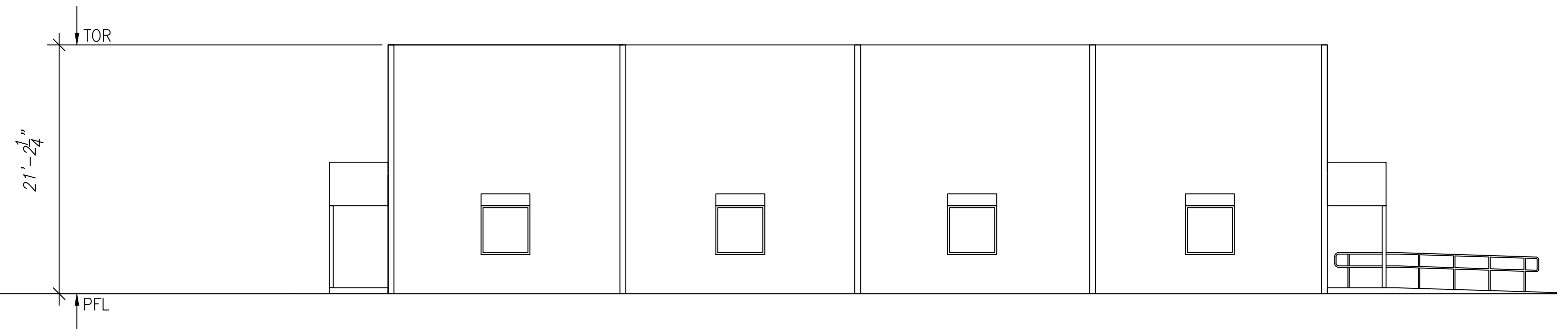
NORTHWEST SIDE ELEVATION  
BUILDING NO. TENT-7



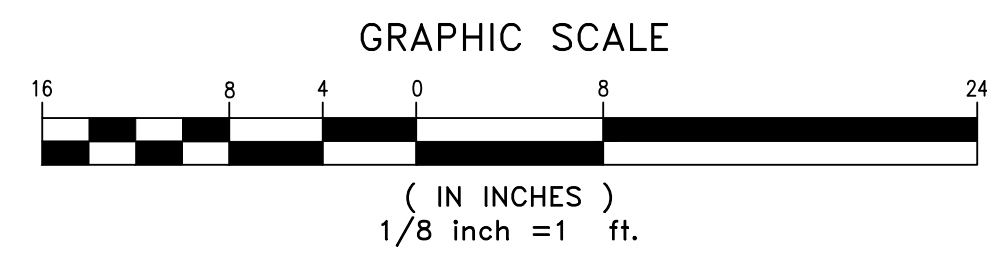
SOUTHWEST SIDE ELEVATION  
BUILDING NO. TENT-7



SOUTHEAST SIDE ELEVATION  
BUILDING NO. TENT-7



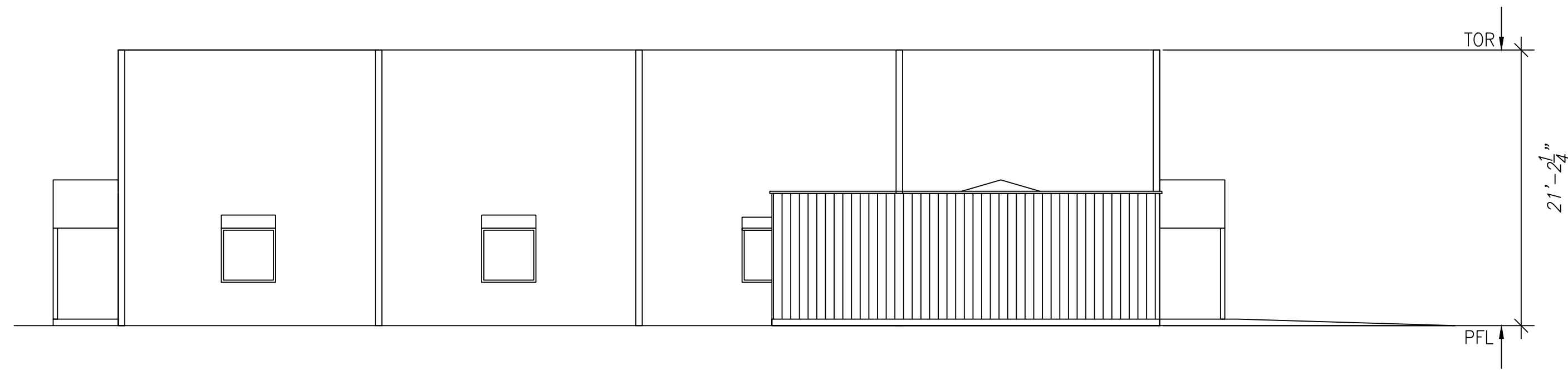
NORTHEAST SIDE ELEVATION  
BUILDING NO. TENT-7



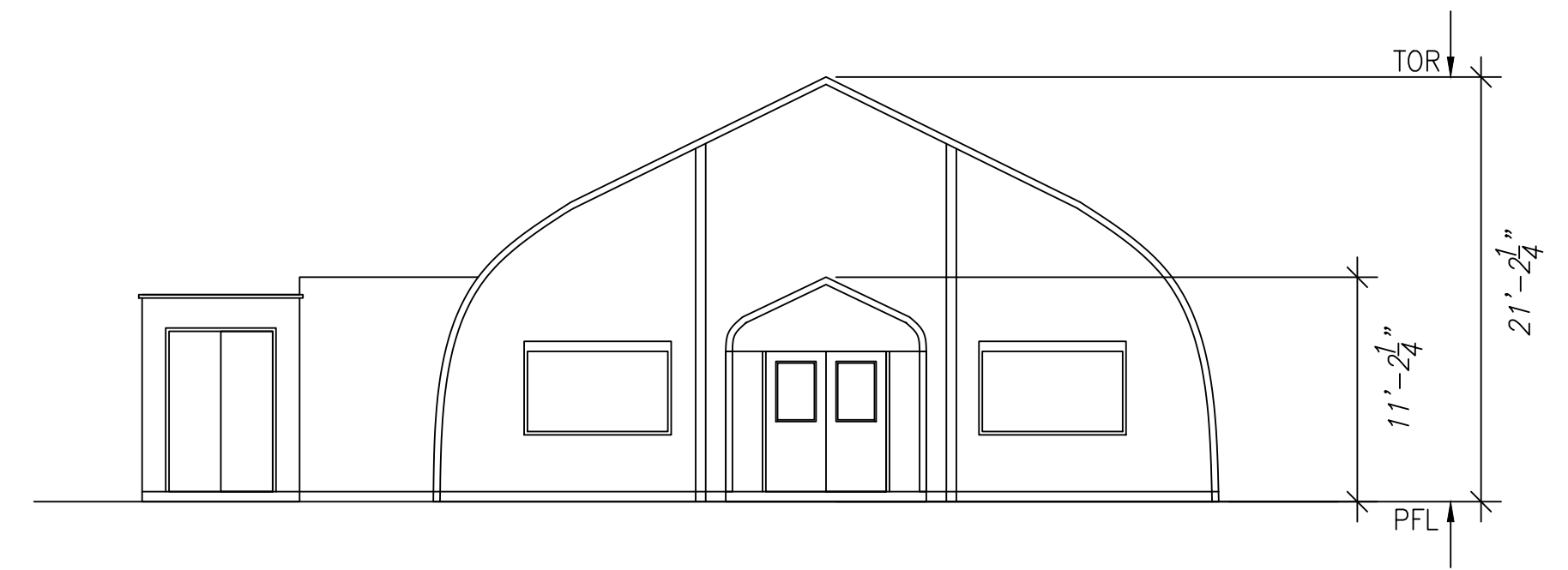
BUILDING NO. WCF- 07 (TENT 7) ELEVATIONS

| REVISION NO.   | SYM. | DESCRIPTION | SHT. OF                                | DATE                      | APPROVED: |
|--|------|-------------|--|---------------------------|-----------|
| DEPT. OF ACCOUNTING & GENERAL SERVICES<br>PLANNING DIVISION<br>STATE OF HAWAII<br><br><b>WAIAWA CORRECTIONAL FACILITY</b><br>BUILDING NO. WCF-07 (TENT 07)<br>PLAN REVIEW USE & SPECIAL USE PERMITS<br><small>WAIAWA, OAHU, HAWAII</small> |      |             |  |                           |           |
| Elevations   |      |             |  |                           |           |
| SSFM International, Inc.<br>DESIGNED BY: CM<br>DRAWN BY: RCRA  |      |             | JOB NO.<br>12-10-0783                  | DRAWING NO.<br>C000.00    |           |
| SCALE: 1/8" = 1'   |      |             | APPROVED BY: _____<br>DATE<br>SEP 2019 | SHEET<br>13<br>OF 60 SHTS |           |

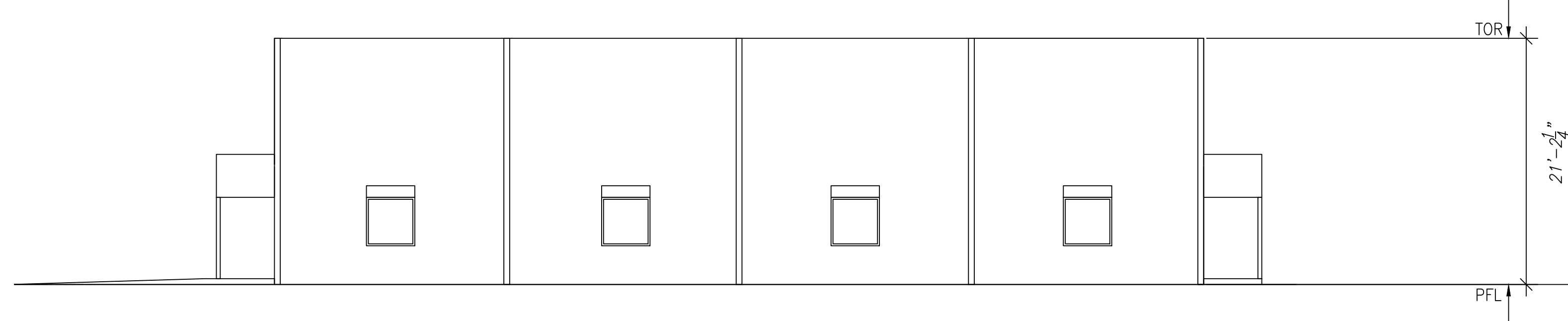
D:\WAIWA CORRECTIONAL FACILITY HAWAII\191002 RCRA WM WAIWA CORRECTIONAL FLOOR PLAN SHEET\_ADJUSTED.DWG  
JOB NO. 19-314 DATE:



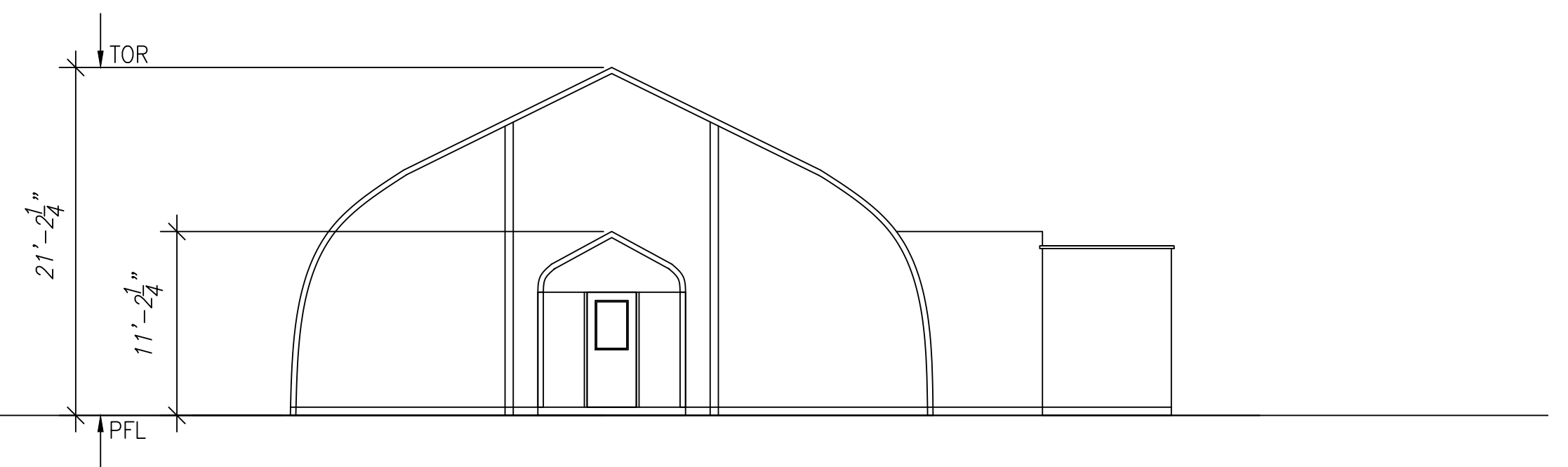
NORTHEAST SIDE ELEVATION  
BUILDING NO. TENT-8



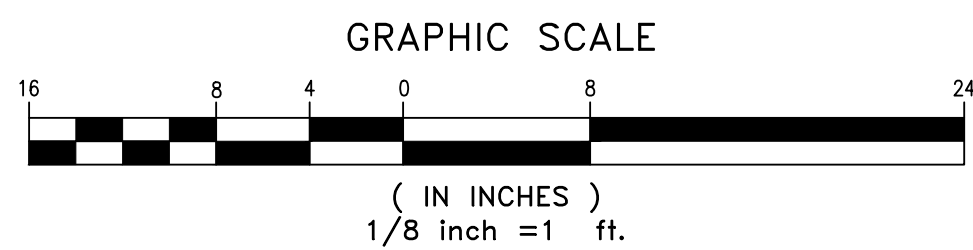
NORTHWEST SIDE ELEVATION  
BUILDING NO. TENT-8



SOUTHWEST SIDE ELEVATION  
BUILDING NO. TENT-8

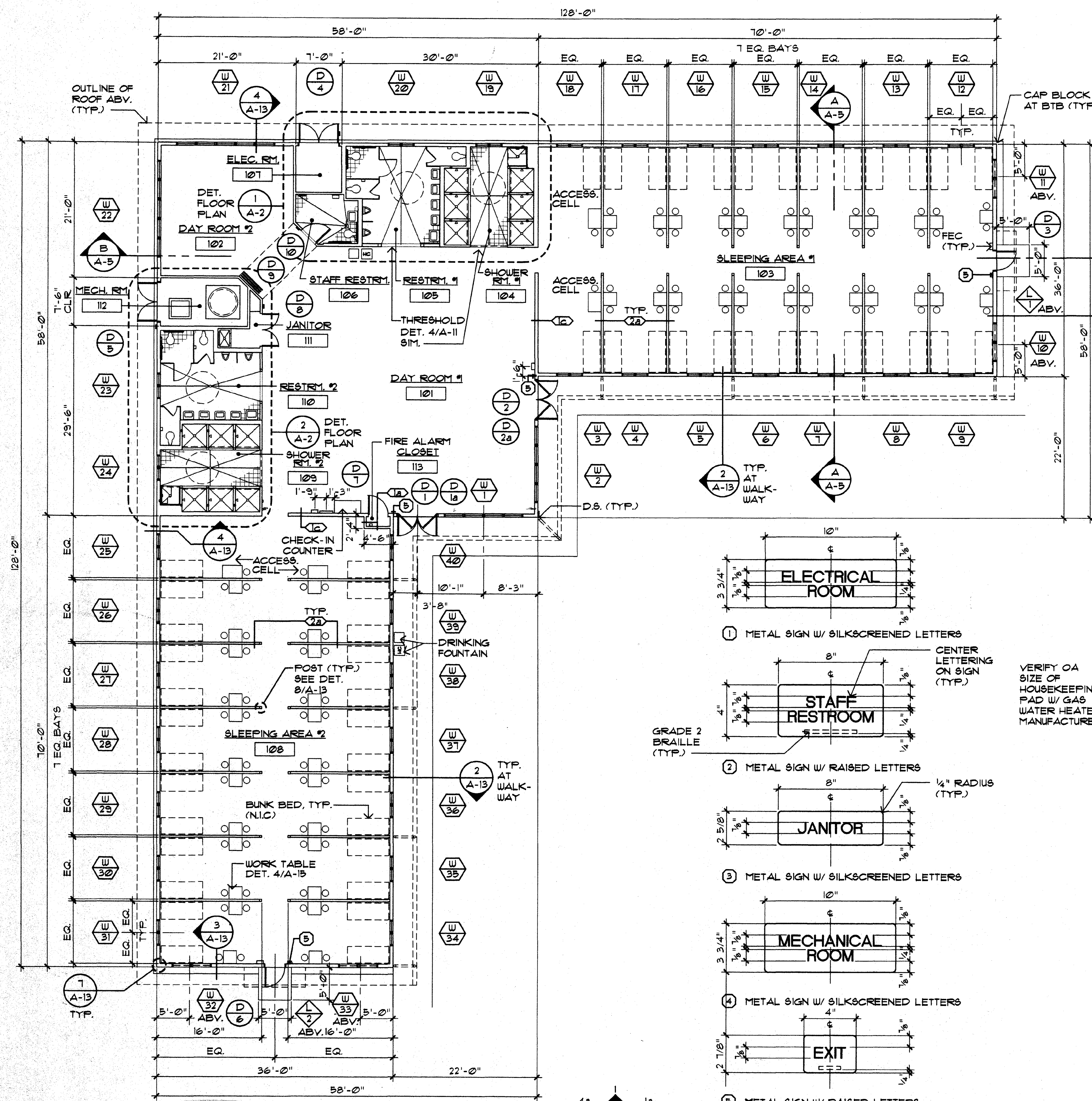


SOUTHEAST SIDE ELEVATION  
BUILDING NO. TENT-8



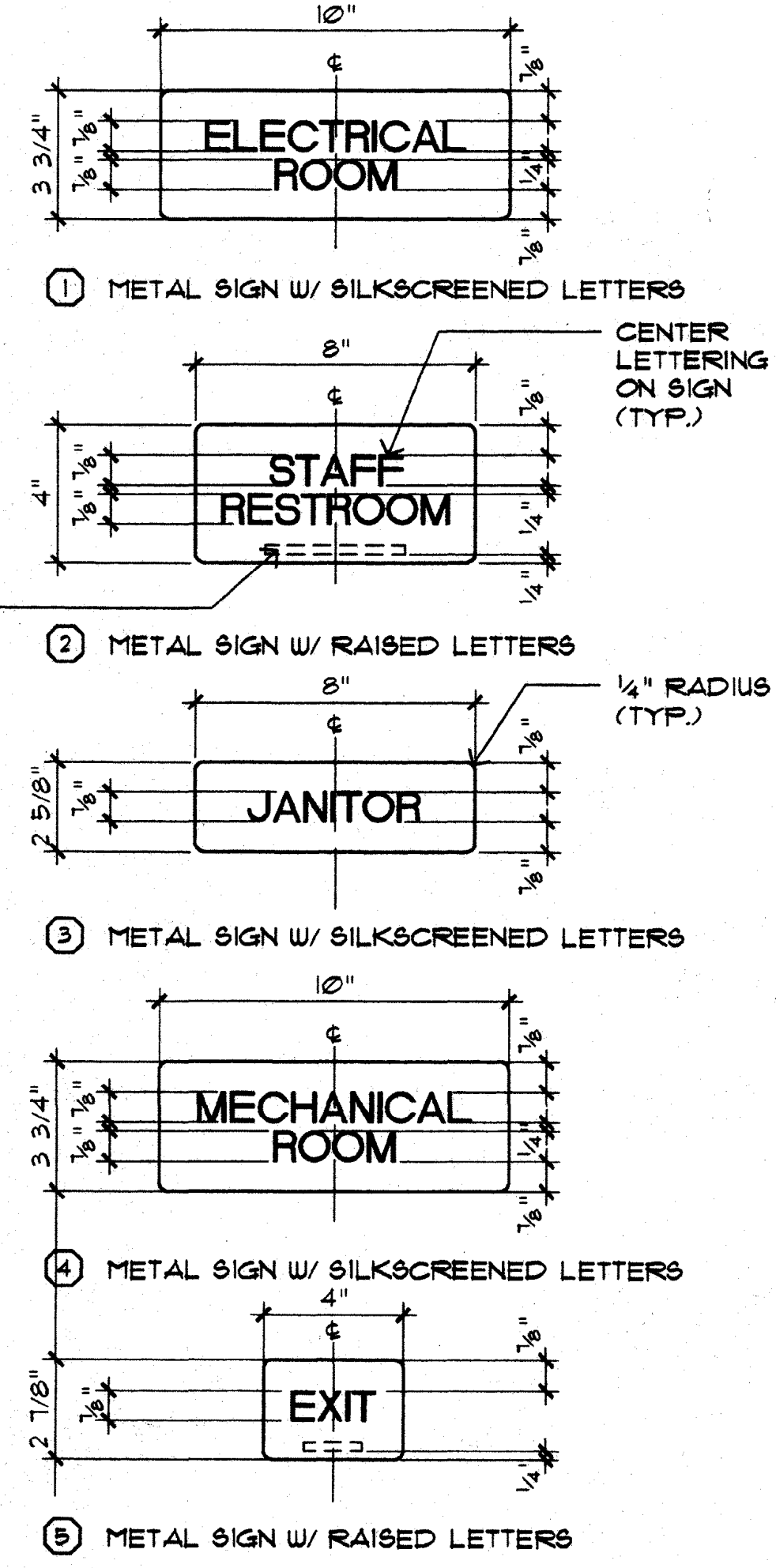
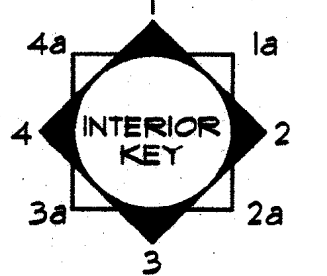
BUILDING NO. WCF- 08 (TENT 8) ELEVATIONS

| REVISION NO.   | SYM. | DESCRIPTION | SHT. OF                                | DATE                      | APPROVED: |
|--|------|-------------|--|---------------------------|-----------|
| DEPT. OF ACCOUNTING & GENERAL SERVICES<br>PLANNING DIVISION<br>STATE OF HAWAII   |      |             |  |                           |           |
| WAIWA CORRECTIONAL FACILITY<br>BUILDING NO. WCF-08 (TENT 08)<br>PLAN REVIEW USE & SPECIAL USE PERMITS<br>WAIWA, OAHU, HAWAII |      |             |  |                           |           |
| Elevations   |      |             |  |                           |           |
| SSFM International, Inc.<br>DESIGNED BY: CM<br>DRAWN BY: RCRA  |      |             | JOB NO.<br>12-10-0783                  | DRAWING NO.<br>C000.00    |           |
| SCALE: 1/8" = 1'   |      |             | APPROVED BY: _____<br>DATE<br>SEP 2019 | SHEET<br>14<br>OF 60 SHTS |           |

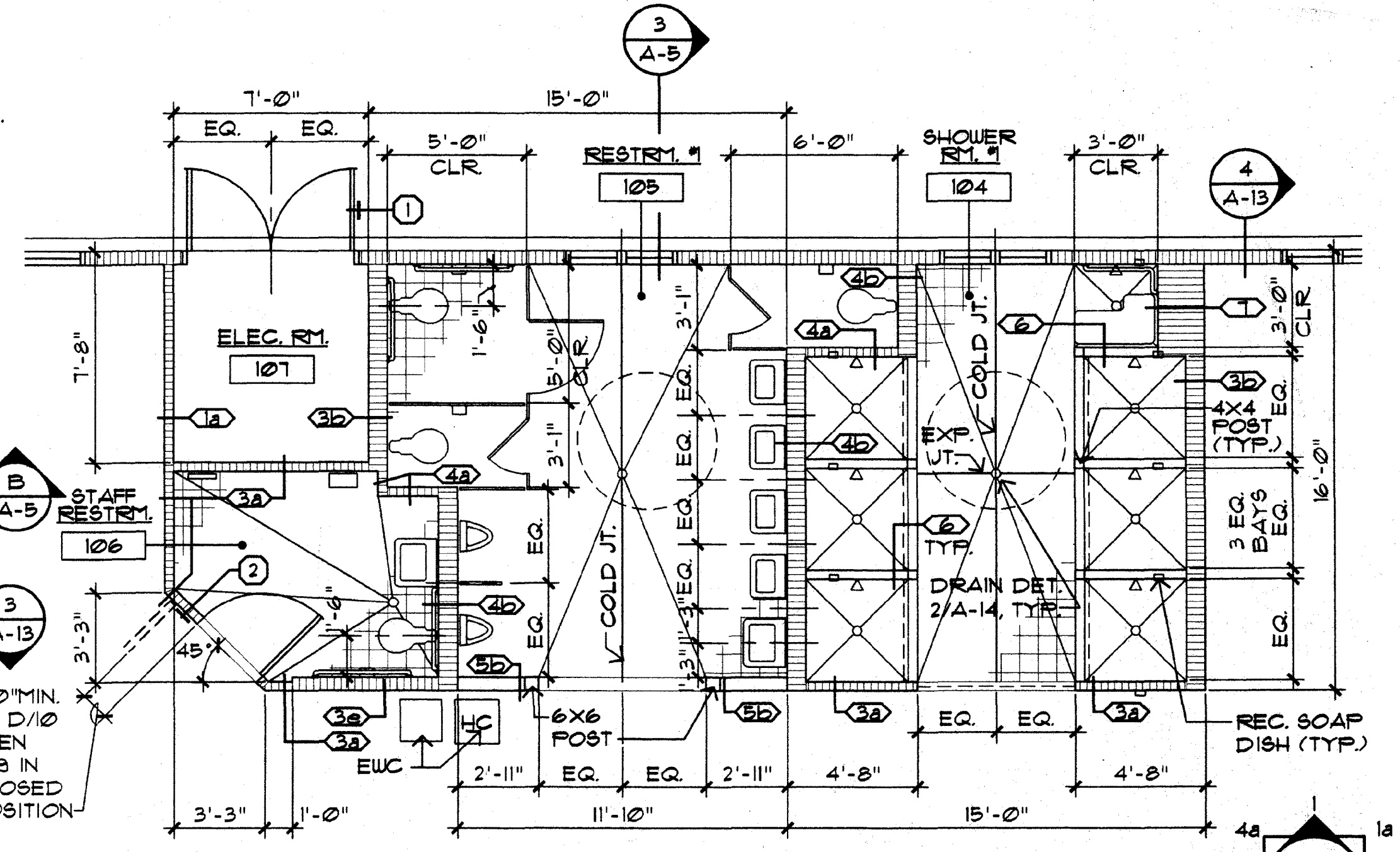


**FLOOR PLAN**  
SCALE: 1/8" = 1'-0"

NOTE: PLANS DRAWN FOR BUILDING "A"  
BUILDING "B" SIMILAR, MIRRORED

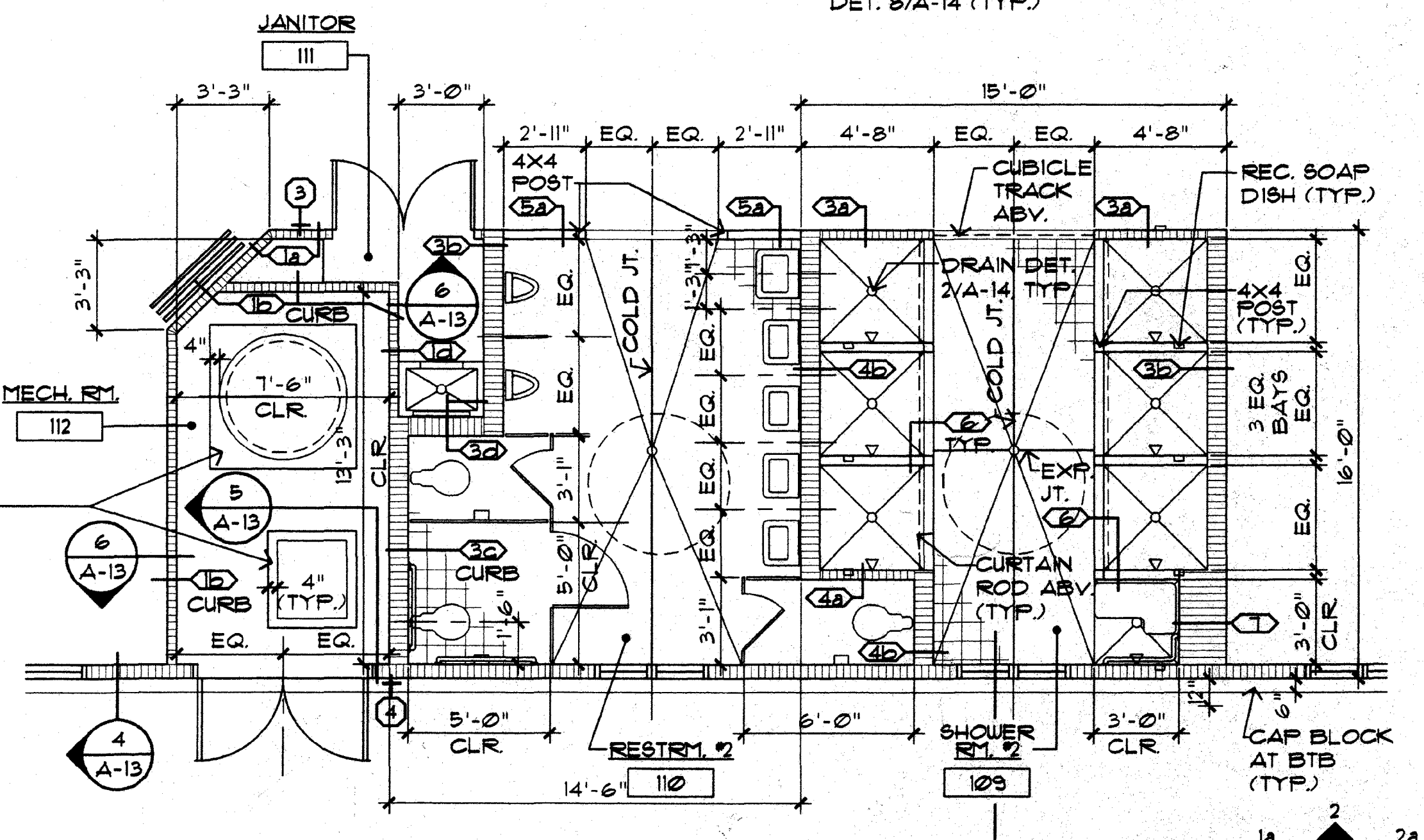
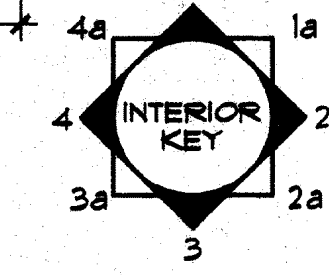


**SIGN TYPES**  
SCALE: 3" = 1'-0"

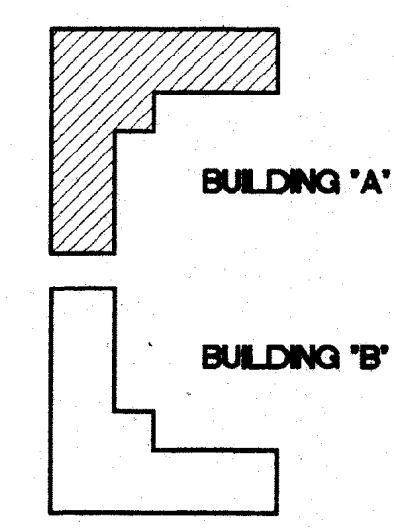
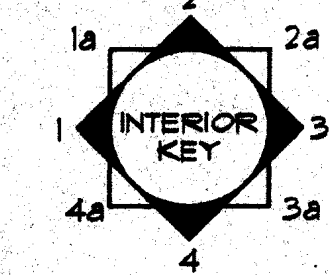


**1 DETAILED FLOOR PLAN**  
SCALE: 1/4" = 1'-0"

NOTE: FOR CER TILE COLD JOINTS, SEE DET. 4/A-14. FOR CER TILE EXP. JOINTS, SEE DET. 8/A-14 (TYP.)



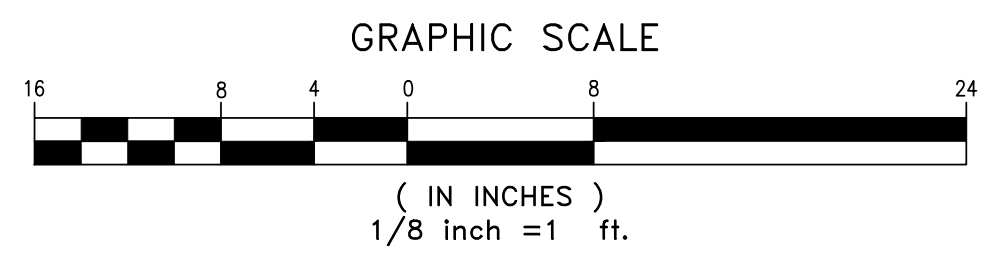
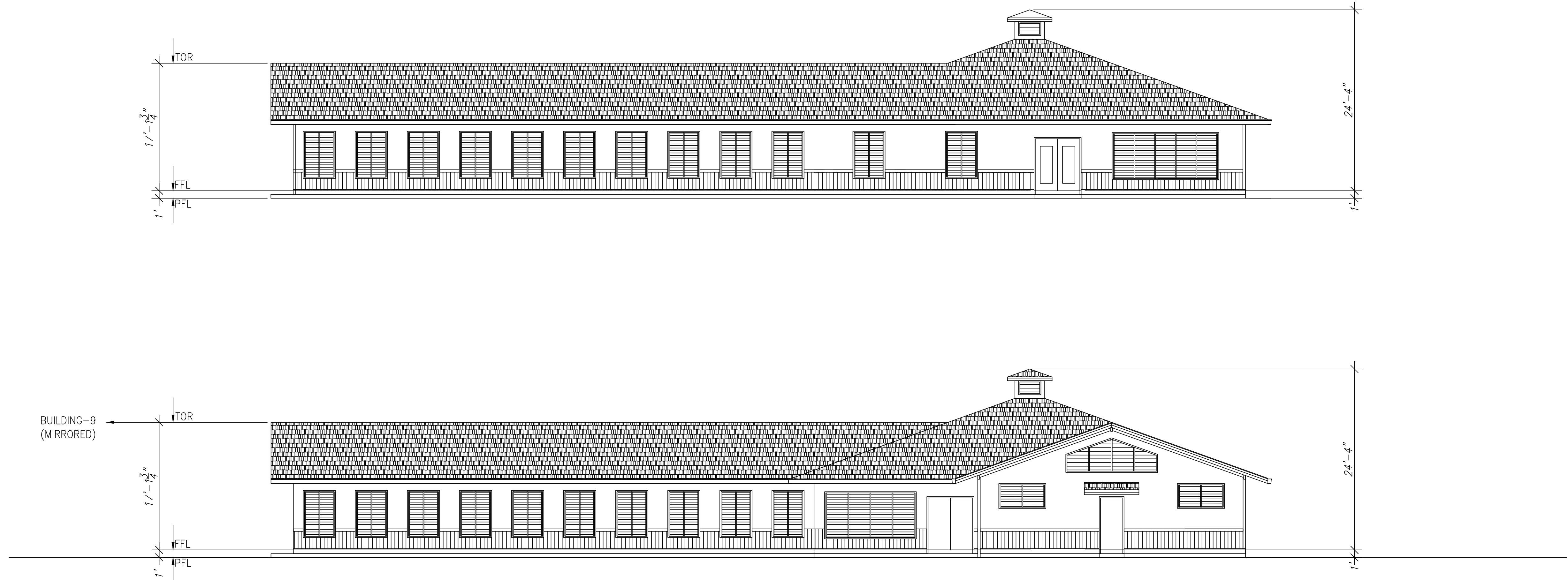
**2 DETAILED FLOOR PLAN**  
SCALE: 1/4" = 1'-0"



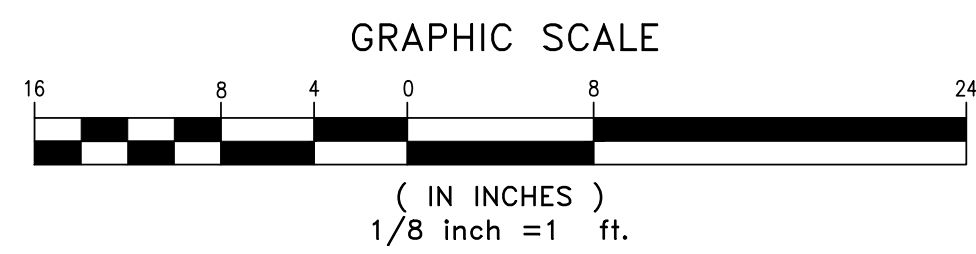
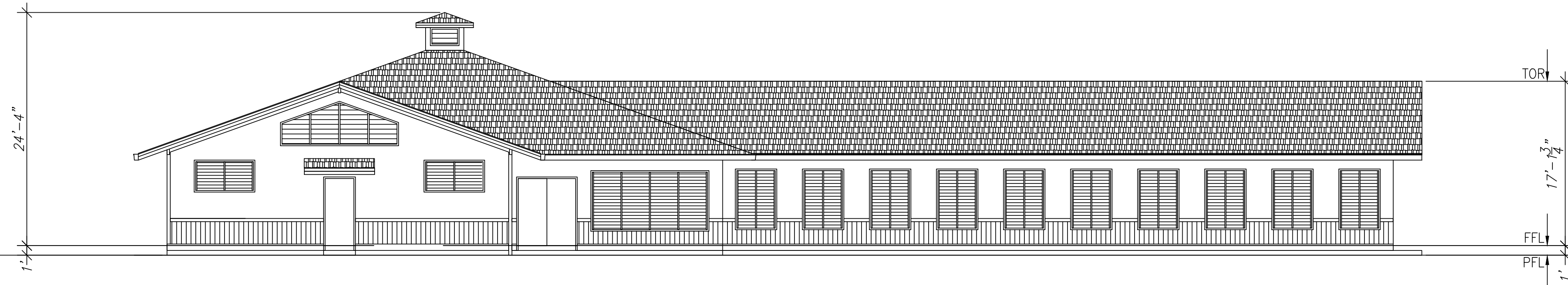
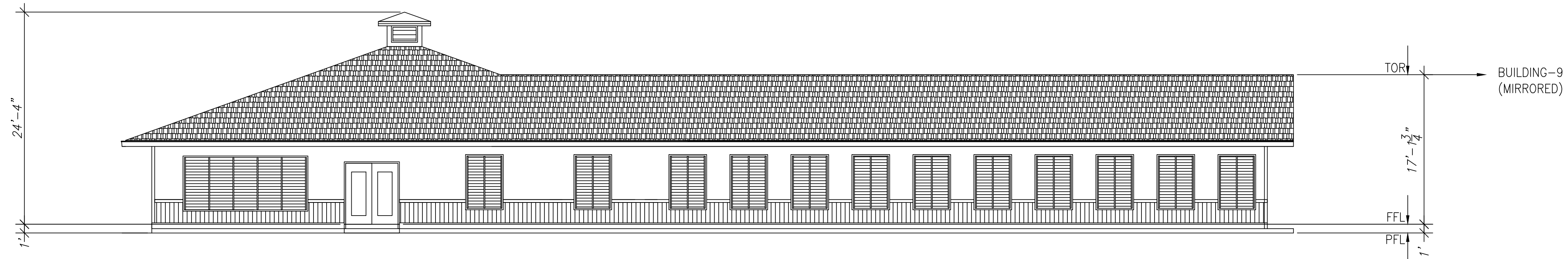
**KEY PLAN**  
NOT TO SCALE

| REVISION NO.   | SYM. | DESCRIPTION                            | SHT. OF | DATE   | APPROVED STATE PUBLIC WORKS ENGINEER |
|--|------|--|---------|--|--------------------------------------|
| <b>DEPT. OF ACCOUNTING AND GENERAL SERVICES</b><br>DIVISION OF PUBLIC WORKS<br>STATE OF HAWAII             |      |  |         |  |                                      |
| <b>WAIAWA CORRECTIONAL FACILITY</b><br><b>"KASH-BOX" COMPOUND</b><br>OAHU CCC<br>WAIAWA, EWA, OAHU, HAWAII |      |  |         |  |                                      |
| <b>BUILDING "A" FLOOR PLAN &amp; DETAILED FLOOR PLANS, SIGN TYPES</b>                                      |      |  |         |  |                                      |
| ARCHITECTS HAWAII LIMITED<br>DESIGNED BY: SY/DU<br>DRAWN BY: JSS   |      | D.A.G.S. JOB NO.<br>12-27-5522<br>DATE |         | DRAWING NO.<br><b>A-2</b><br>SHEET<br>2.0<br>OF 52. SHTS |                                      |
| APPROVED BY: SY  |      | DATE<br>10-1-1997                      |         | AS NOTED   |                                      |
| FILE DRAWER FOLDER <i>Waiawa</i>   |      |  |         |  |                                      |

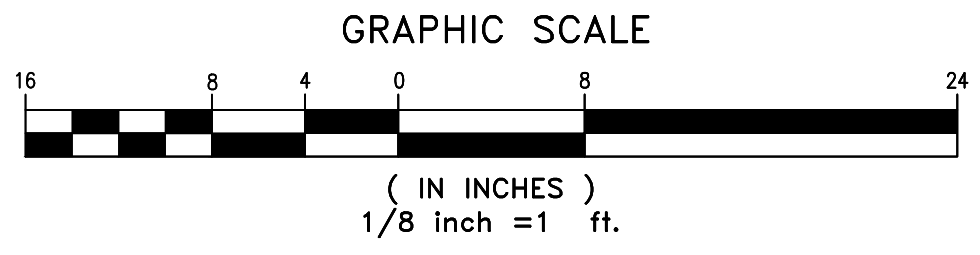
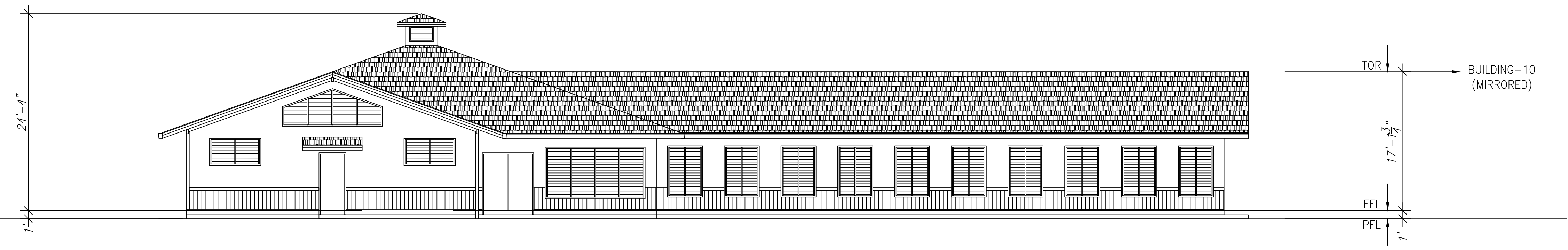
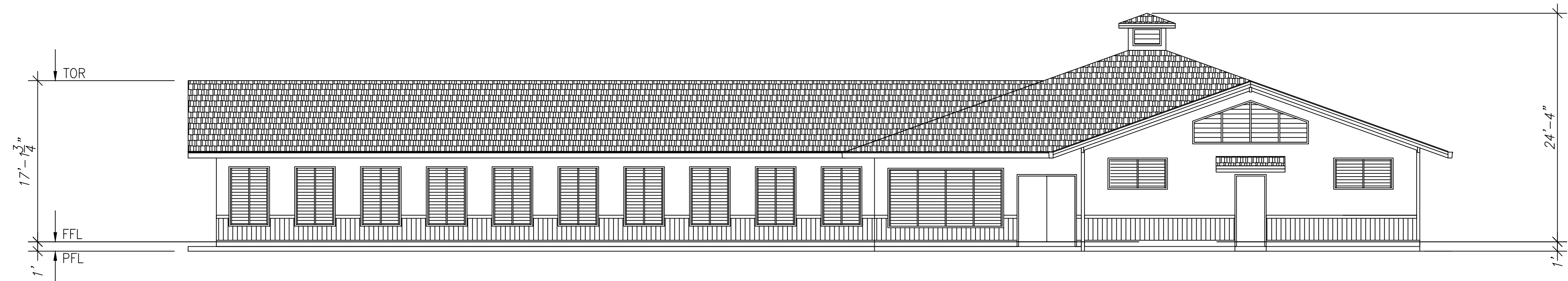




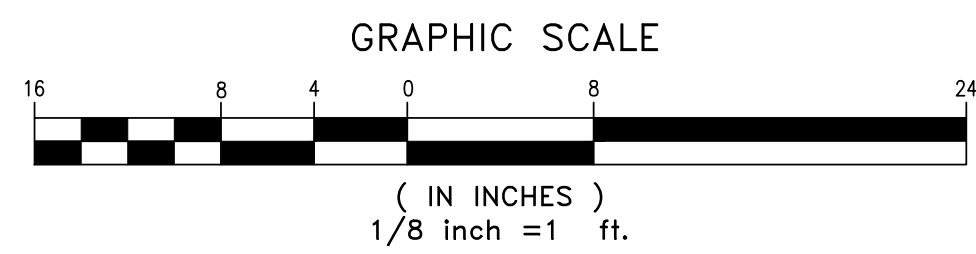
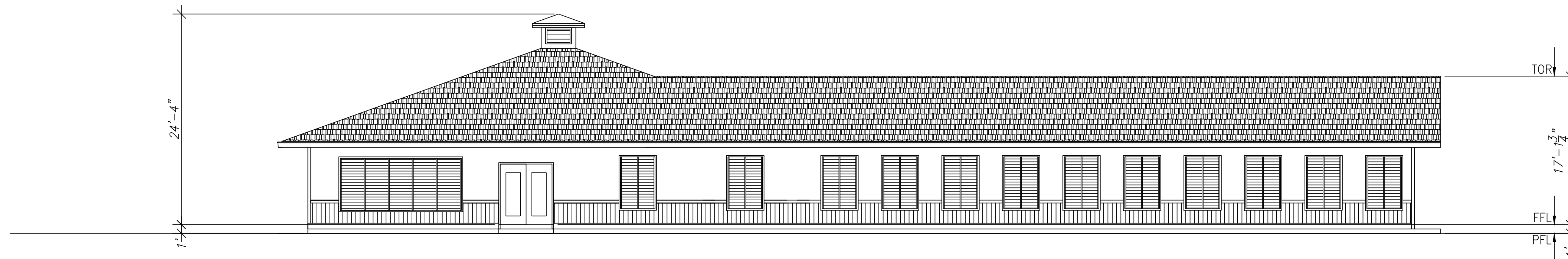
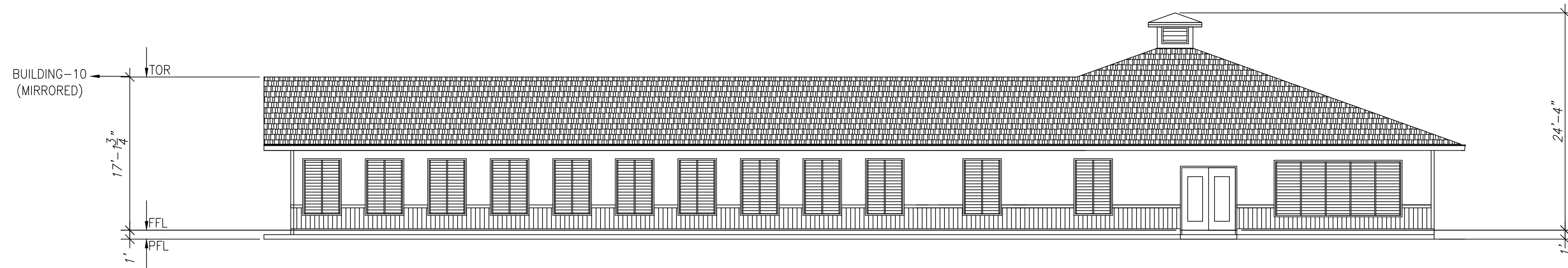
| REVISION NO.   | SYM. | DESCRIPTION | SHT. OF | DATE | APPROVED: |
|--|------|-------------|---------|------|-----------|
| DEPT. OF ACCOUNTING & GENERAL SERVICES<br>PLANNING DIVISION<br>STATE OF HAWAII |      |             |         |      |           |
|  |      |             |         |      | C000.00   |
|  |      |             |         |      | 16<br>60  |



| REVISION NO. | SYM. | DESCRIPTION  | SHT. OF | DATE | APPROVED: |
|--------------|------|--|---------|------|-----------|
|              |      | DEPT. OF ACCOUNTING & GENERAL SERVICES<br>PLANNING DIVISION<br>STATE OF HAWAII |         |      |           |
|              |      |  |         |      | C000.00   |
|              |      |  |         |      | 17<br>60  |

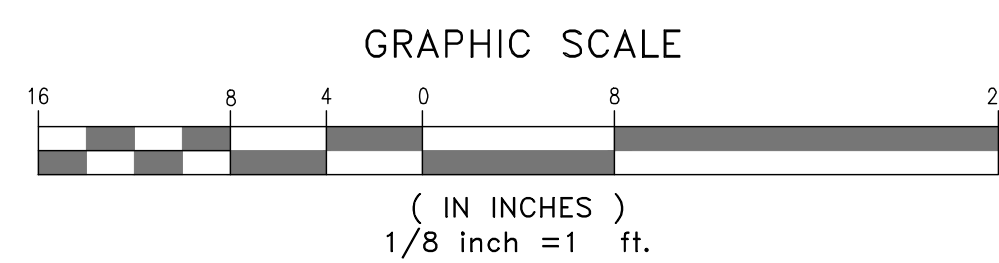
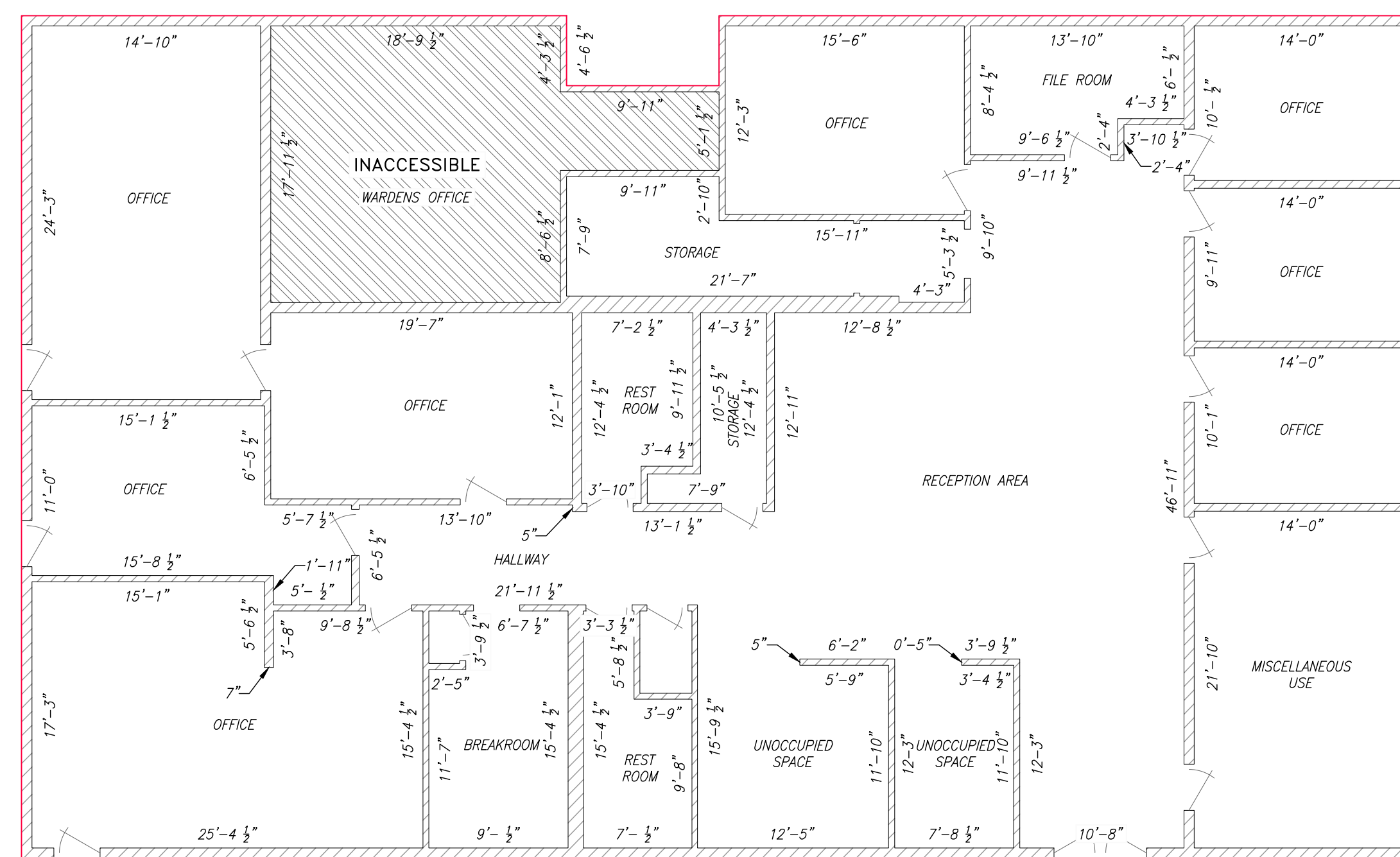
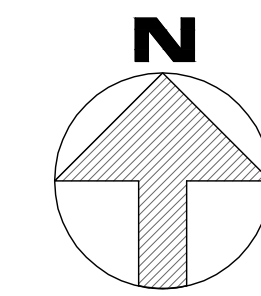


| REVISION NO.   | SYM. | DESCRIPTION | SHT. OF | DATE | APPROVED: |
|--|------|-------------|---------|------|-----------|
| DEPT. OF ACCOUNTING & GENERAL SERVICES<br>PLANNING DIVISION<br>STATE OF HAWAII |      |             |         |      |           |
|  |      |             |         |      | C000.00   |
|  |      |             |         |      | 18<br>60  |



| REVISION NO.   | SYM. | DESCRIPTION | SHT. OF | DATE | APPROVED: |
|--|------|-------------|---------|------|-----------|
| DEPT. OF ACCOUNTING & GENERAL SERVICES<br>PLANNING DIVISION<br>STATE OF HAWAII                   |      |             |         |      |           |
| BUILDING NO. WCF-10 (HOUSING 10)<br>PLAN REVIEW USE & SPECIAL USE PERMITS<br>WAIWA, OAHU, HAWAII |      |             |         |      |           |
|  |      |             |         |      | C000.00   |
|  |      |             |         |      | 19<br>60  |

Y:\2019\19-314 WAIAWA FLOOR MAPPING\DONATA\WAIAWA CORRECTIONAL FLOOR PLAN SHEET.DWG  
 JOB NO. 19-314 DATE: 082819

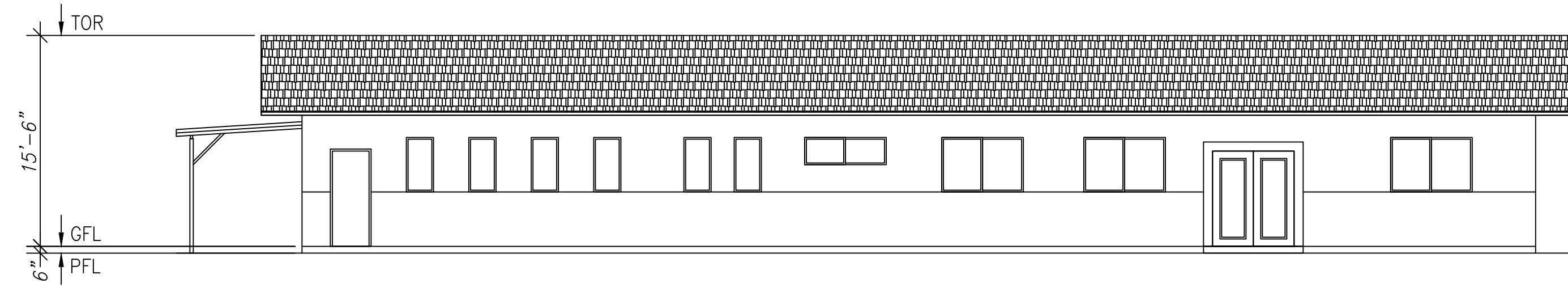


BUILDING NO. WCF-A (ADMINISTRATON BUILDING)  
 BUILDING AREA = 4919 SQ. FT.

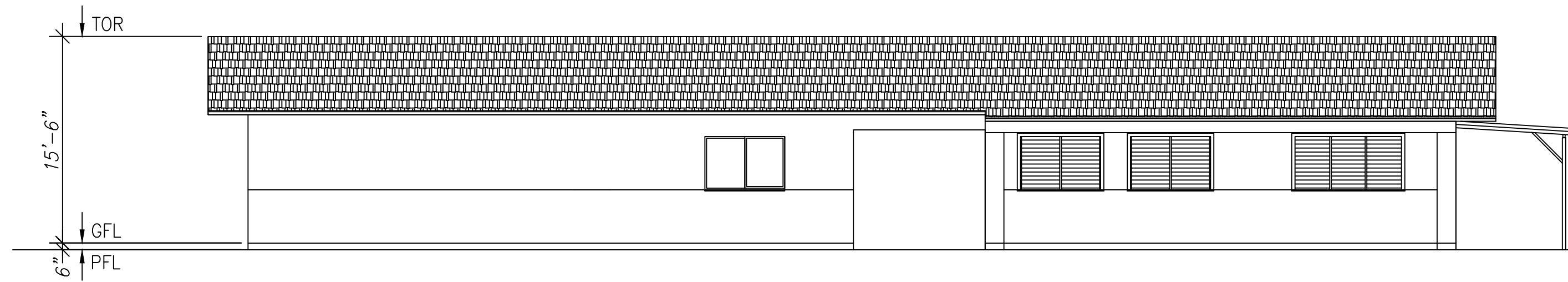
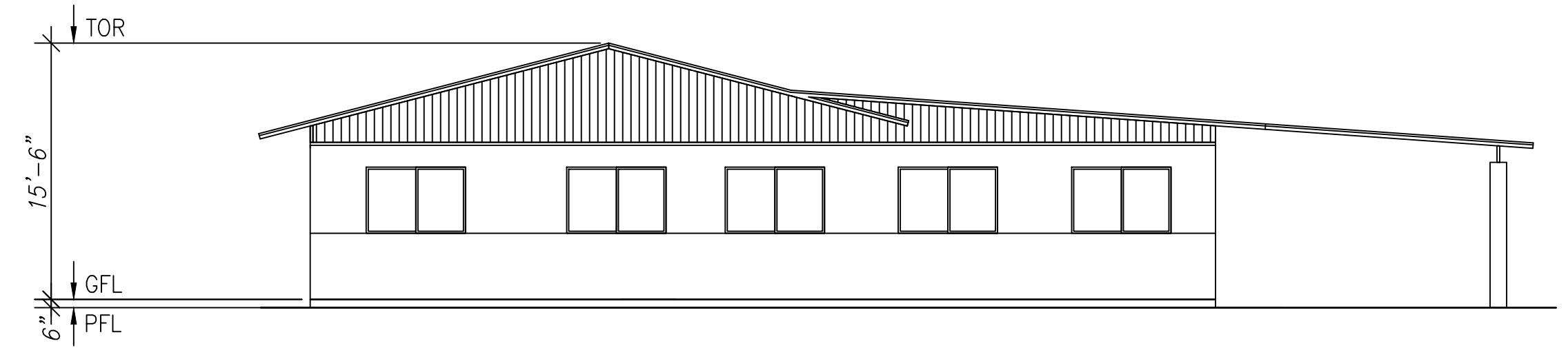
BL

| REVISION NO.  | SYM. | DESCRIPTION | SHT. OF               | DATE | APPROVED:              |
|---|------|-------------|-----------------------|------|------------------------|
| DEPT. OF ACCOUNTING & GENERAL SERVICES<br>PLANNING DIVISION<br>STATE OF HAWAII  |      |             |                       |      |                        |
| <b>WAIAWA CORRECTIONAL FACILITY</b><br>BUILDING NO. WCF-A (ADMINISTRATON BUILDING)<br>PLAN REVIEW USE & SPECIAL USE PERMITS<br>WAIAWA, OAHU, HAWAII |      |             |                       |      |                        |
| Floor Plans   |      |             |                       |      |                        |
| DESIGNED BY:<br><b>CM</b>   |      |             | CHECKED BY:<br>_____  |      | JOB NO.<br>12-10-0783  |
| DRAWN BY:<br><b>RS</b>  |      |             | APPROVED BY:<br>_____ |      | DATE<br>JULY 2019      |
| SCALE:<br>1/8" = 1'   |      |             | SHEET<br>20           |      | DRAWING NO.<br>C000.00 |
|   |      |             | OF 60 SHTS            |      |                        |

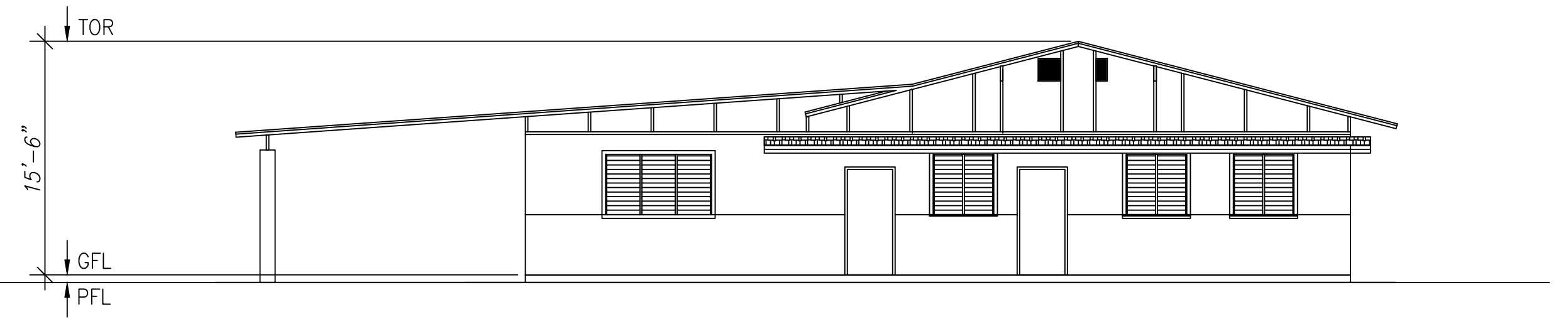
M:\2018\2018\_238.000 DAOS WAIAWA PRU-SUP\G DWGS\PM\ELEVATIONS\ELEVATIONS VER 01 191013 RR0SAL\191002 RCRA WM WAIAWA CORRECTIONAL FLOOR PLAN SHEET\_ADJUSTED.DWG  
 JOB NO. 19-314 DATE:



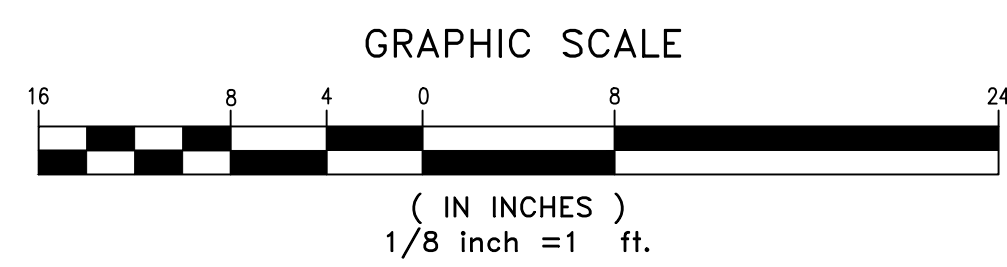
BUILDING NO. WCF-A



NORTH SIDE ELEVATION  
 BUILDING NO. WCF-A

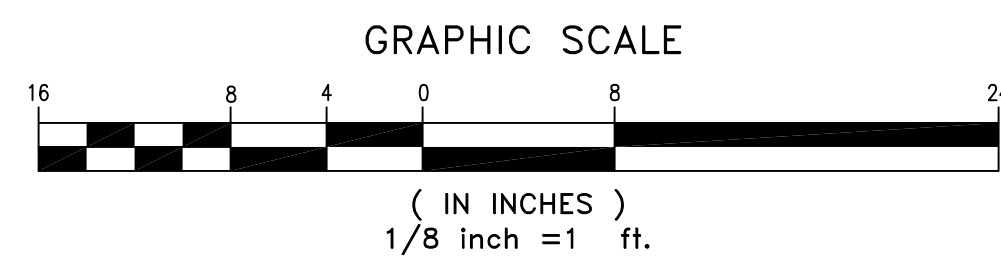
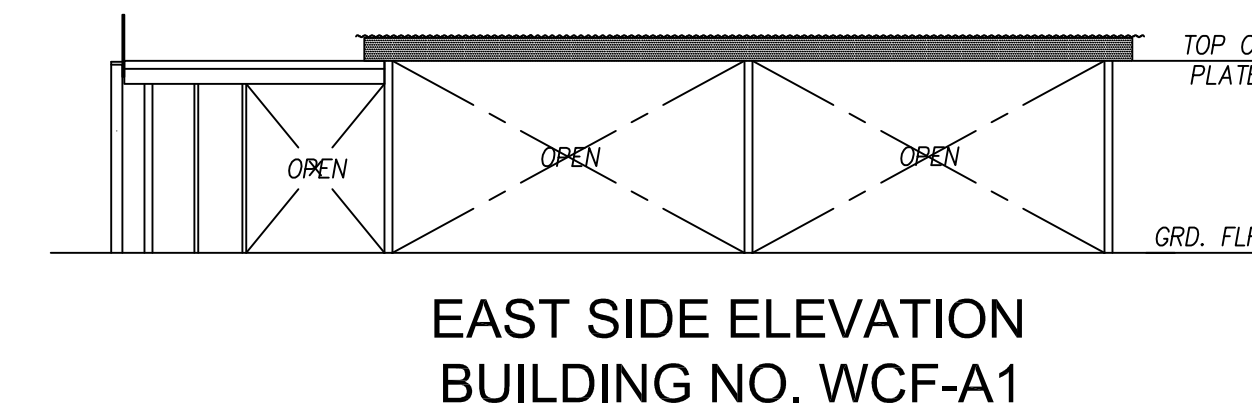
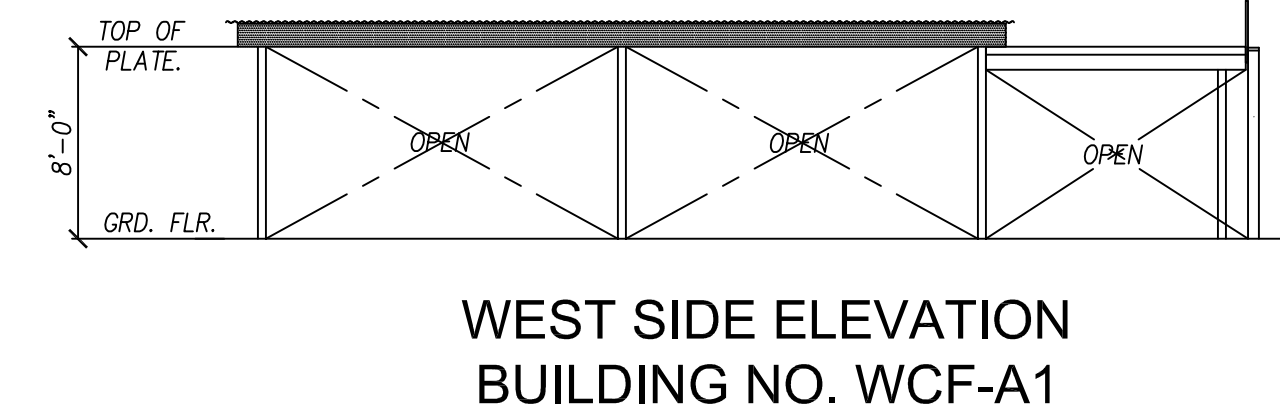
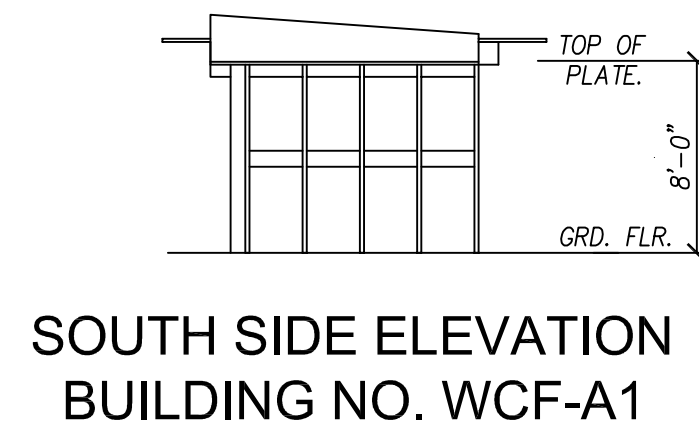
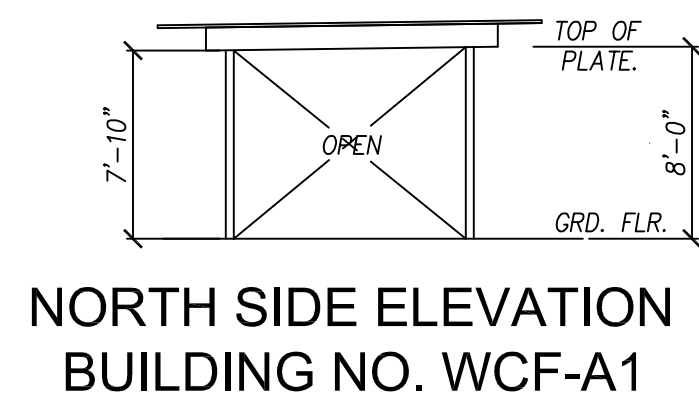

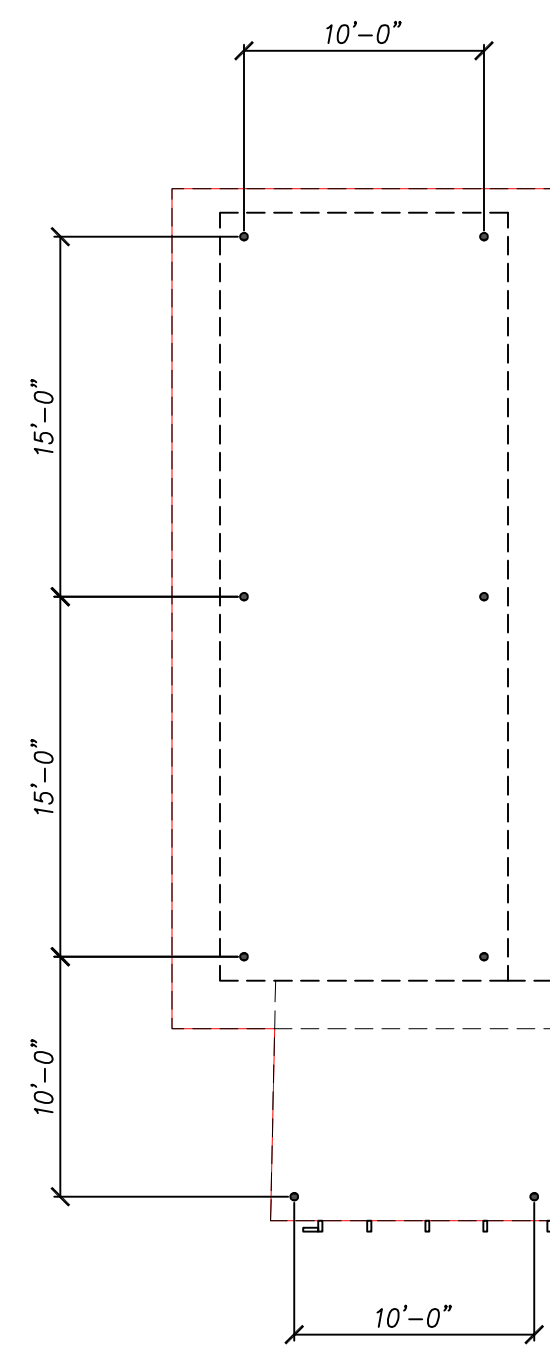


BUILDING NO. WCF- A ELEVATIONS



| REVISION NO.  | SYM. | DESCRIPTION | SHT. OF | DATE | APPROVED: |
|---|------|-------------|---------|------|-----------|
| DEPT. OF ACCOUNTING & GENERAL SERVICES<br>PLANNING DIVISION<br>STATE OF HAWAII  |      |             |         |      |           |
| WAIAWA CORRECTIONAL FACILITY<br>BUILDING NO. WCF-A (ADMINISTRATON BUILDING)<br>PLAN REVIEW USE & SPECIAL USE PERMITS<br><small>WAIAWA, OAHU, HAWAII</small> |      |             |         |      |           |
|   |      |             |         |      | C000.00   |
|   |      |             |         |      | 21<br>60  |

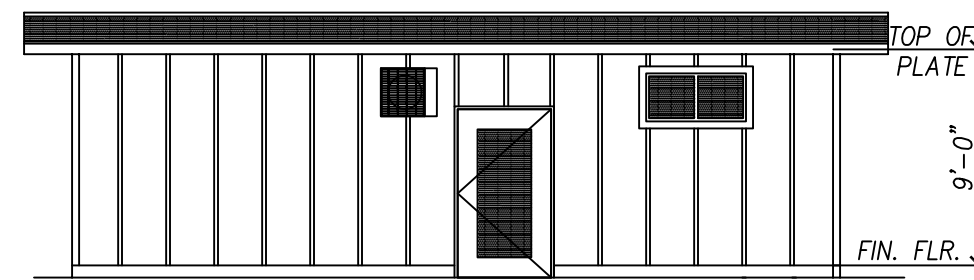
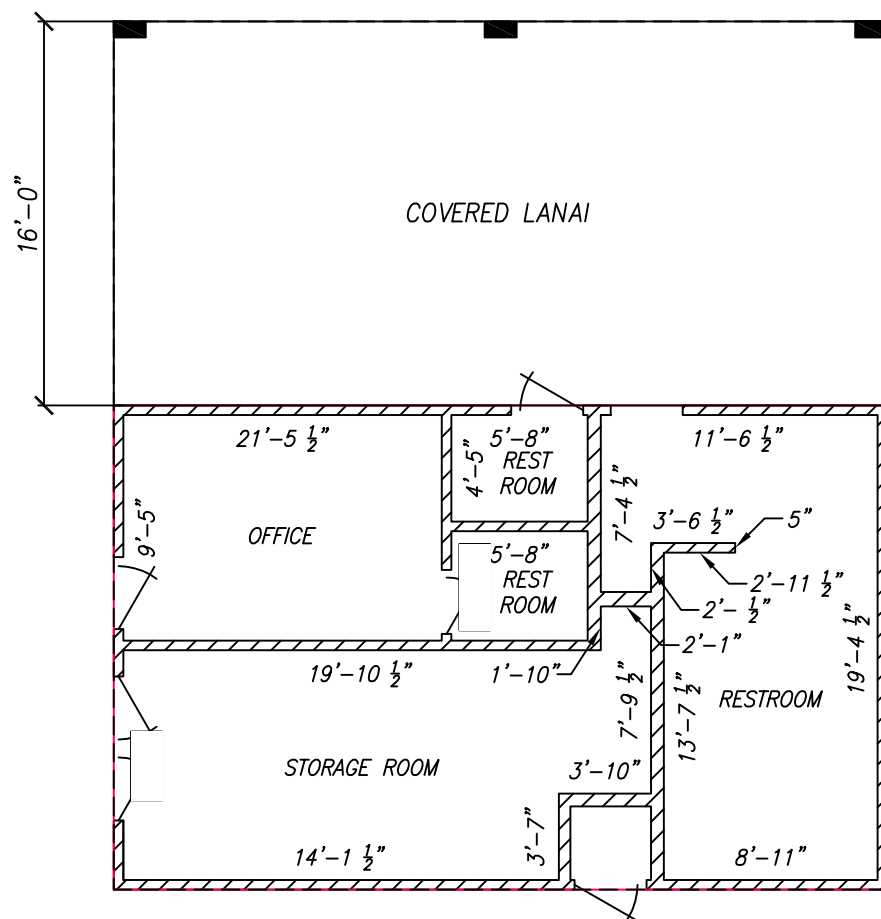
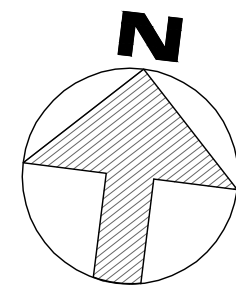
M:\2018\2018\_238.000 DAGS WAIAWA PRU-SUP\G DWGS\PM\ELEVATIONS\ELEVATIONS VER 01 191013 RR0SAL\DRAWINGS\WCF - A1.DWG  
 JOB NO. 19-314 DATE:



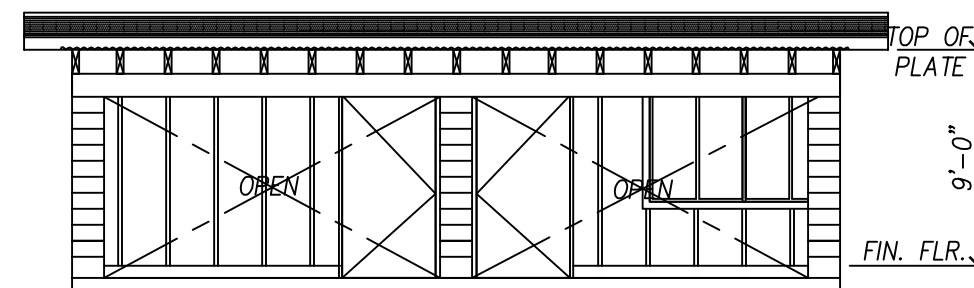
BUILDING NO. WCF-A1  
 BUILDING AREA = 695 SQ. FT.

| REVISION NO.  | SYM.              | DESCRIPTION | SHT. OF    | DATE         | APPROVED: |
|---|-------------------|-------------|------------|--------------|-----------|
| <b>DEPT. OF ACCOUNTING &amp; GENERAL SERVICES</b><br><b>PLANNING DIVISION</b><br><b>STATE OF HAWAII</b>             |                   |             |            |              |           |
| <b>WAIAWA CORRECTIONAL FACILITY</b><br>PLAN REVIEW USE & SPECIAL USE PERMITS<br><small>WAIAWA, OAHU, HAWAII</small> |                   |             |            |              |           |
| Floor Plans and Elevations  |                   |             |            |              |           |
| SSFM International, Inc.  |                   |             | JOB NO.    | DRAWING NO.  |           |
| DESIGNED BY:<br>CM  | CHECKED BY:<br>—  |             | 12-10-0783 |              |           |
| DRAWN BY:<br>NS   | APPROVED BY:<br>— |             | DATE       | SHEET        |           |
| SCALE:<br>1/8" = 1'-0"  |                   |             | SEP 2019   | 22           |           |
|   |                   |             |            | OF 60 SHEETS |           |

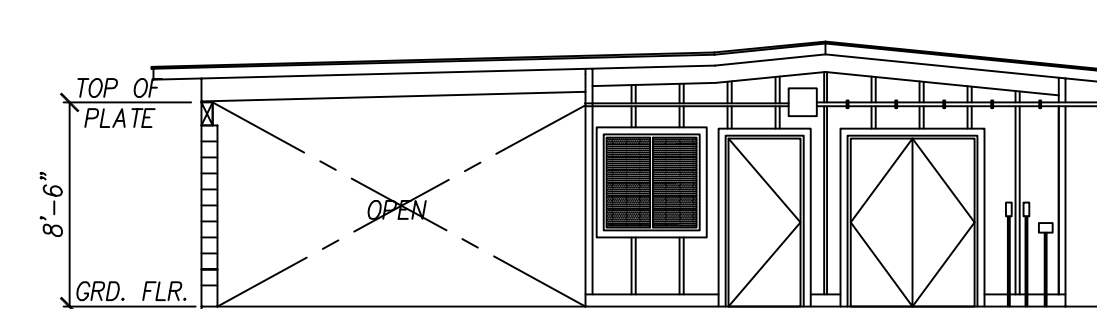
M:\2018\2018\_238.000 DAGS WAIAWA PRU-SUP\G DWGS\PM\ELEVATIONS\ELEVATIONS VER 01 191013 RR0SAL\_DRAWINGS\WCF - AF.DWG  
 JOB NO. 19-314 DATE:



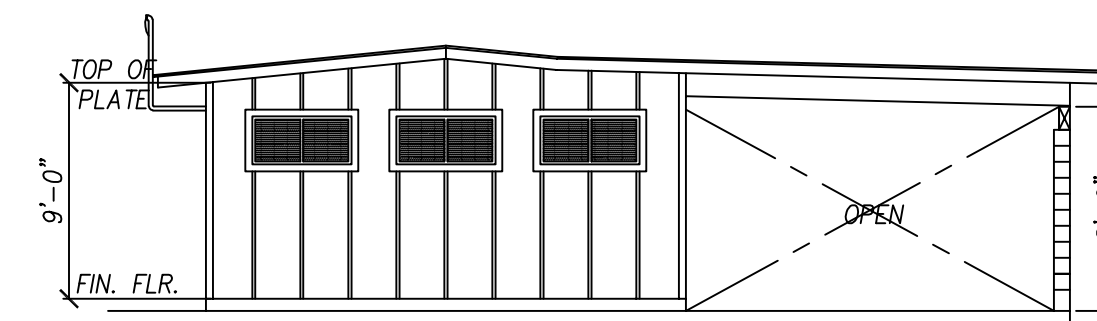
NORTH SIDE ELEVATION  
 BUILDING NO. WCF-AF



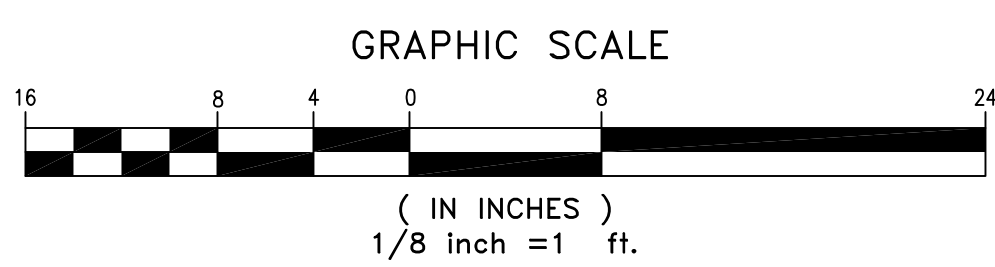
SOUTH SIDE ELEVATION  
 BUILDING NO. WCF-AF



WEST SIDE ELEVATION  
 BUILDING NO. WCF-AF



EAST SIDE ELEVATION  
 BUILDING NO. WCF-AF

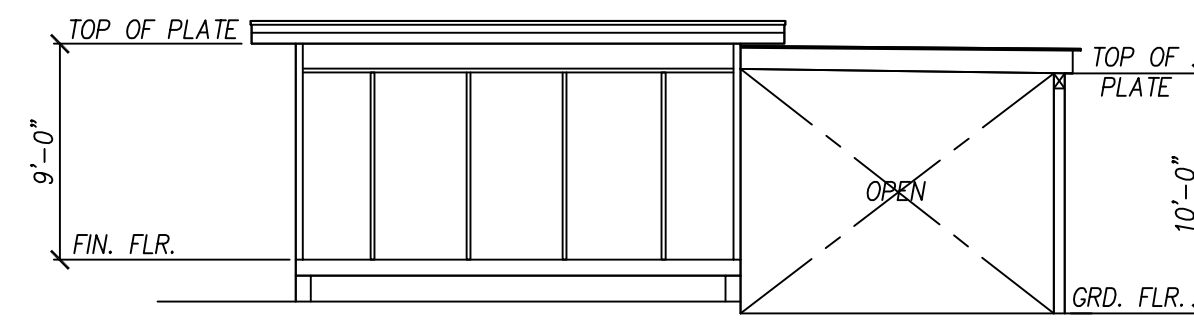
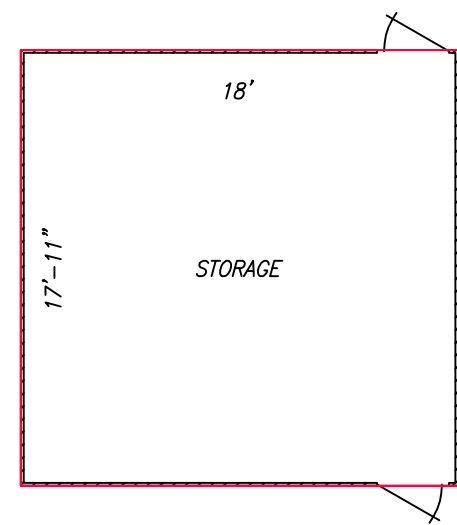
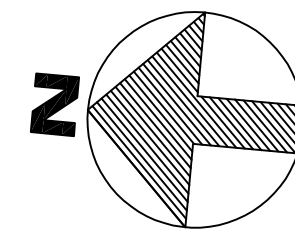


BUILDING NO. WCF-AF  
 BUILDING AREA = 1232 SQ. FT.

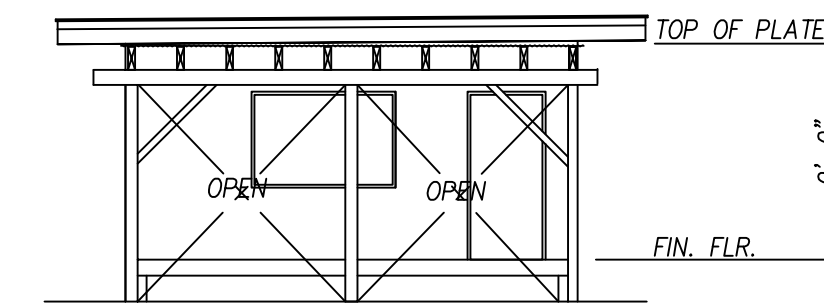
| REVISION NO.   | SYM.         | DESCRIPTION | SHT. OF    | DATE         | APPROVED: |
|--|--------------|-------------|------------|--------------|-----------|
| <b>DEPT. OF ACCOUNTING &amp; GENERAL SERVICES</b><br><b>PLANNING DIVISION</b><br><b>STATE OF HAWAII</b>                        |              |             |            |              |           |
| <b>WAIAWA CORRECTIONAL FACILITY</b><br><b>PLAN REVIEW USE &amp; SPECIAL USE PERMITS</b><br><small>WAIAWA, OAHU, HAWAII</small> |              |             |            |              |           |
| Floor Plans and Elevations   |              |             |            |              |           |
| SSFM International, Inc.   |              |             | JOB NO.    | DRAWING NO.  |           |
| DESIGNED BY:<br>CM   | CHECKED BY:  |             | 12-10-0783 |              |           |
| DRAWN BY:<br>NS  | APPROVED BY: |             | DATE       | SHEET        |           |
| SCALE: 1/8" = 1'-0"  |              |             | SEP 2019   | 23           |           |
|  |              |             |            | OF 60 SHEETS |           |



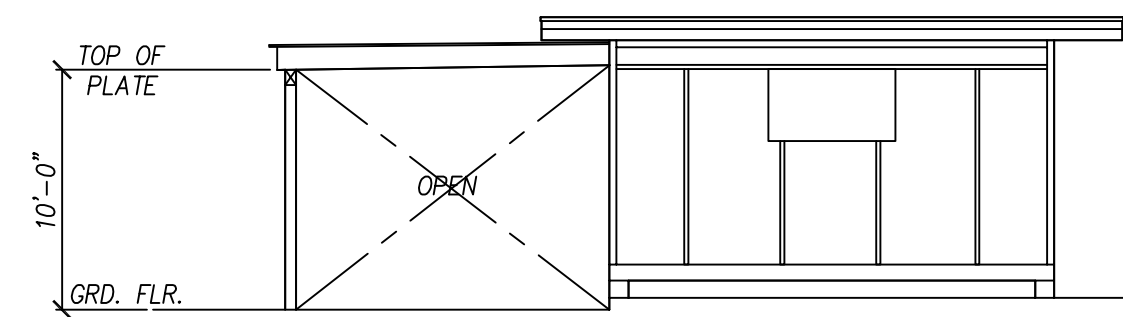
M:\2018\2018\_238,000 DAGS WAIAWA PRU-SUP\G DWGS\PM\FLOOR PLANS\VER 06 191022\WAIAWA CORRECTIONAL FLOOR PLAN SHEET.DWG  
 JOB NO. 19-314 DATE: 11/18/19



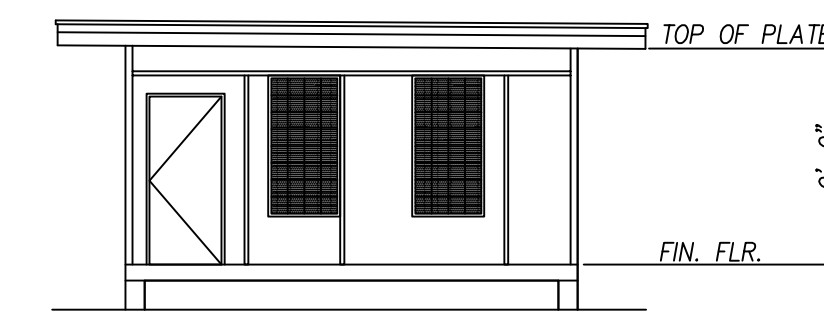
NORTH SIDE ELEVATION  
 BUILDING NO. WCF-AS



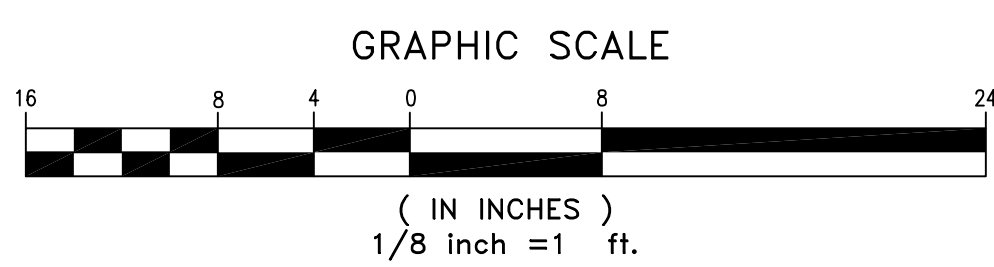
WEST SIDE ELEVATION  
 BUILDING NO. WCF-AS



SOUTH SIDE ELEVATION  
 BUILDING NO. WCF-AS



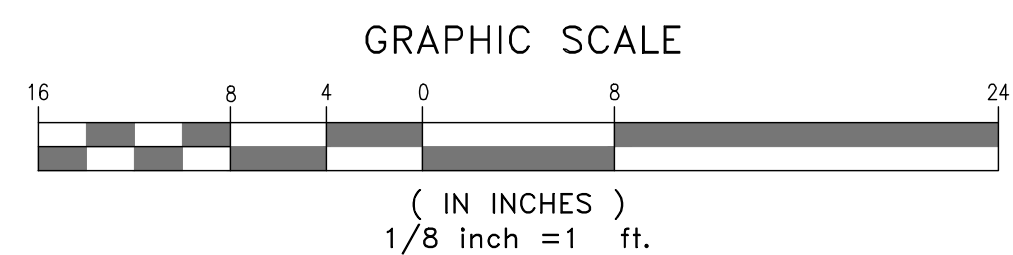
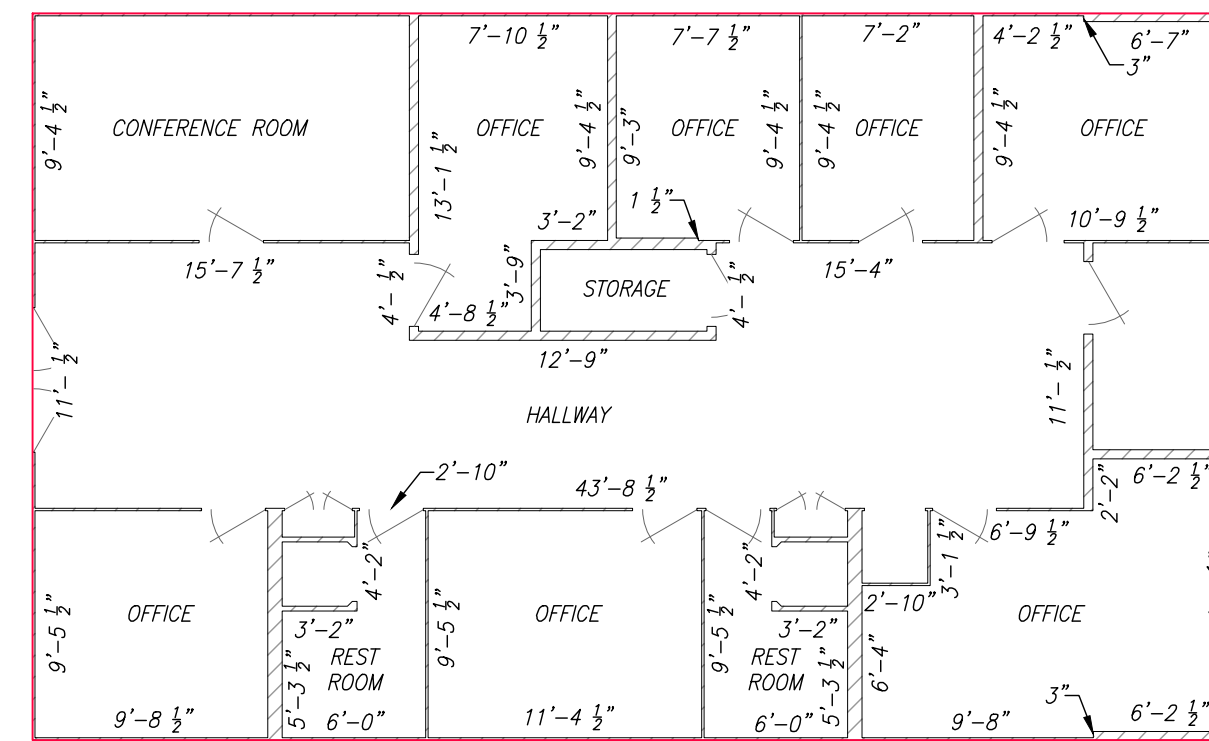
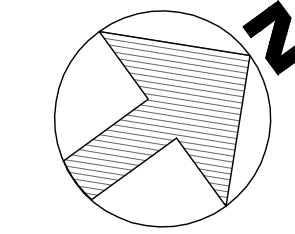
EAST SIDE ELEVATION  
 BUILDING NO. WCF-AS



BUILDING NO. WCF-AS (AGRICULTURAL STORAGE)  
 BUILDING AREA = 331 SQ. FT.

| REVISION NO.  | SYM.         | DESCRIPTION | SHT. OF    | DATE         | APPROVED: |
|---|--------------|-------------|------------|--------------|-----------|
| DEPT. OF ACCOUNTING & GENERAL SERVICES<br>PLANNING DIVISION<br>STATE OF HAWAII  |              |             |            |              |           |
| WAIAWA CORRECTIONAL FACILITY<br>BUILDING NO. WCF-AS (AGRICULTURAL STORAGE)<br>PLAN REVIEW USE & SPECIAL USE PERMITS<br>WAIAWA, OAHU, HAWAII |              |             |            |              |           |
| Floor Plans and Elevations  |              |             |            |              |           |
| AT&A AUSTIN, TSUTSUMI & ASSOCIATES, INC.<br><small>ENGINEERS, SUPERVISORS • HONOLULU, HAWAII, HAWAII</small>                                |              |             | JOB NO.    | DRAWING NO.  |           |
| DESIGNED BY:<br>CM  | CHECKED BY:  |             | 12-10-0783 | C000.00      |           |
| DRAWN BY:<br>RS   | APPROVED BY: |             | DATE       | SHEET        |           |
| SCALE:<br>1/8" = 1'   |              |             | JULY 2019  | 24           |           |
|   |              |             |            | OF 60 SHEETS |           |

BL

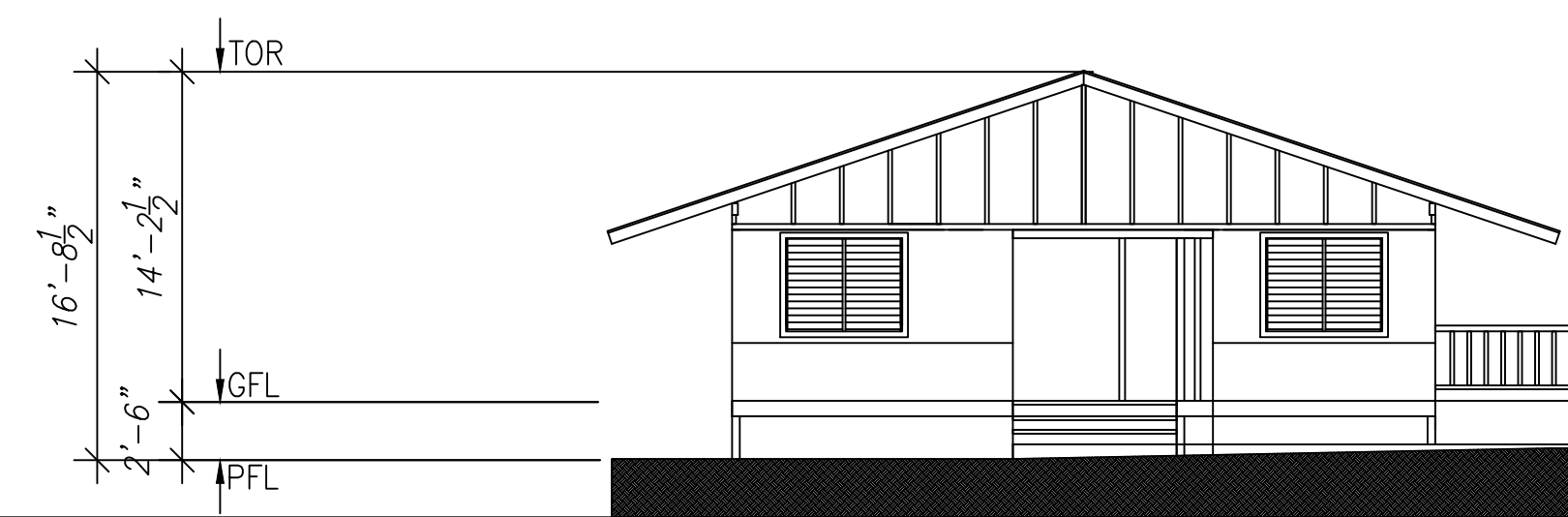
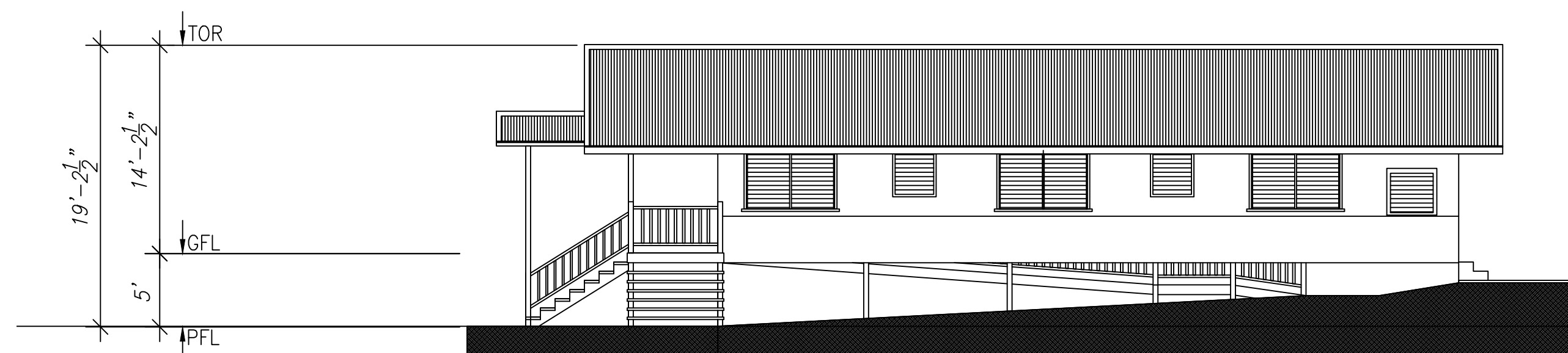
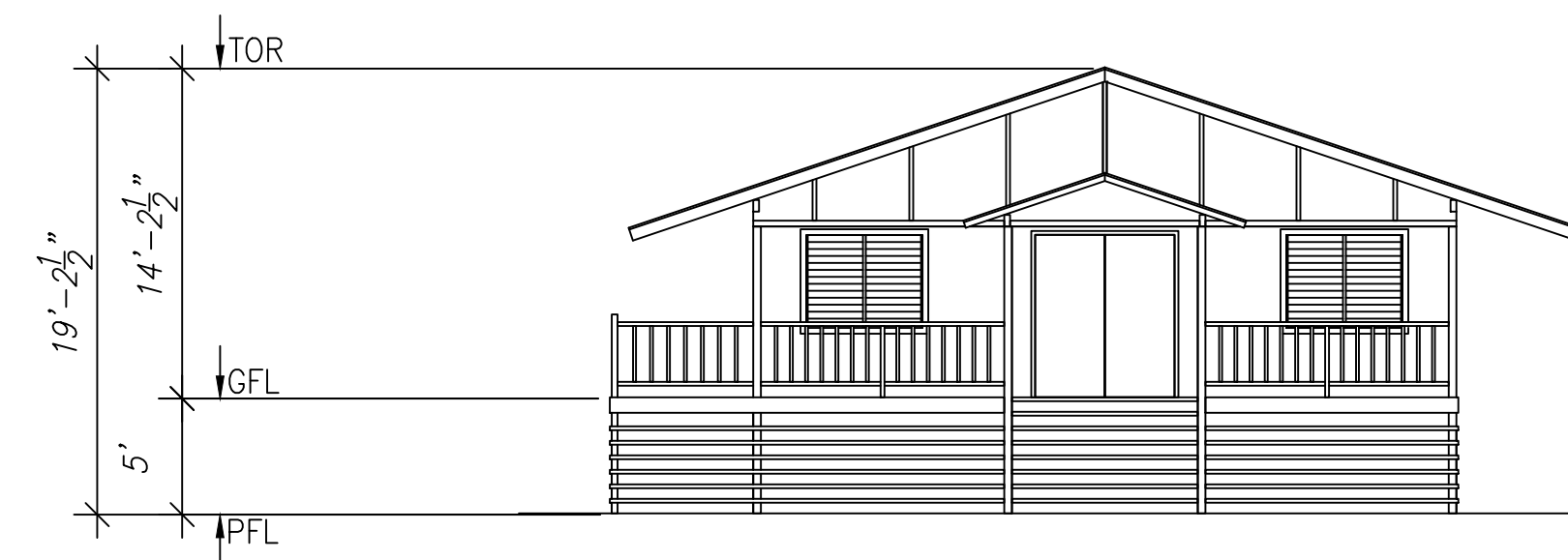
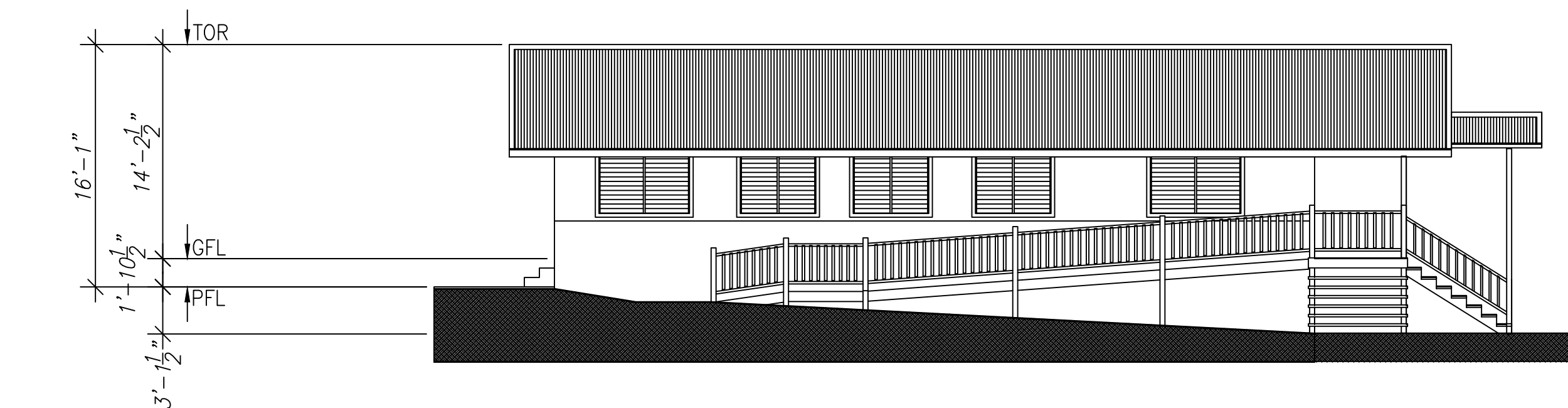


BUILDING NO. WCF-B (OPERATIONS)  
 BUILDING AREA = 1529 SQ. FT.

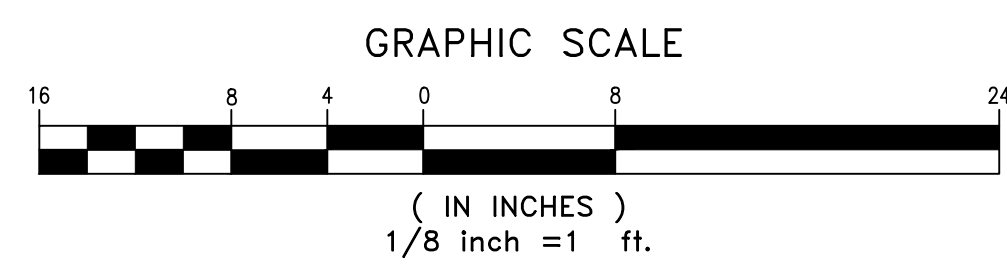
| REVISION NO.  | SYM.         | DESCRIPTION | SHT. OF    | DATE        | APPROVED: |
|---|--------------|-------------|------------|-------------|-----------|
| DEPT. OF ACCOUNTING & GENERAL SERVICES<br>PLANNING DIVISION<br>STATE OF HAWAII  |              |             |            |             |           |
| <b>WAIAWA CORRECTIONAL FACILITY</b><br>BUILDING NO. WCF-B (OPERATIONS)<br>PLAN REVIEW USE & SPECIAL USE PERMITS<br>WAIAWA, OAHU, HAWAII |              |             |            |             |           |
| Floor Plans   |              |             |            |             |           |
| <small>ATA</small> AUSTIN, TSUTSUMI & ASSOCIATES, INC.<br><small>ENGINEERS, SURVEYORS • HONOLULU, HAWAII</small>                        |              |             | JOB NO.    | DRAWING NO. |           |
| DESIGNED BY:<br>CM  | CHECKED BY:  |             | 12-10-0783 | C000.00     |           |
| DRAWN BY:<br>RS   | APPROVED BY: |             | DATE       | SHEET       |           |
| SCALE:<br>1/8" = 1'   |              |             | JULY 2019  | 25          |           |
|   |              |             |            | OF 60       | SHTS      |

BL

M:\2018\2018\_238.000 DAGS WAIAWA PRU-SUP\G DWGS\PM\ELEVATIONS\ELEVATIONS VER 01 191013 RR0SAL\191002 RCRA WM WAIAWA CORRECTIONAL FLOOR PLAN SHEET\_ADJUSTED.DWG  
 JOB NO. 19-314 DATE:

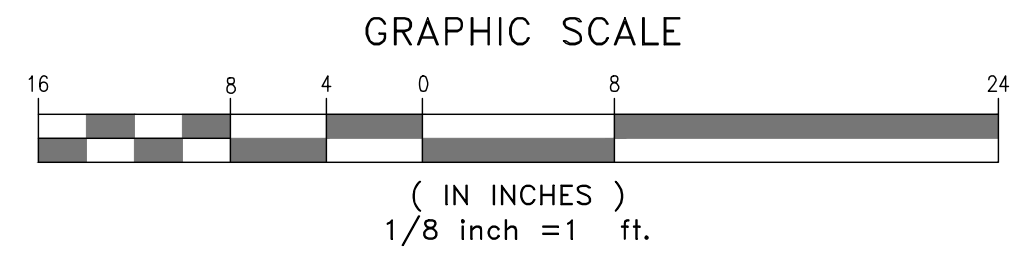
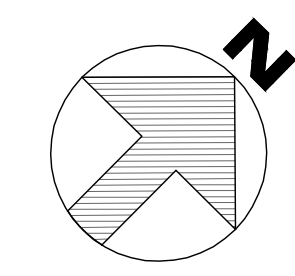
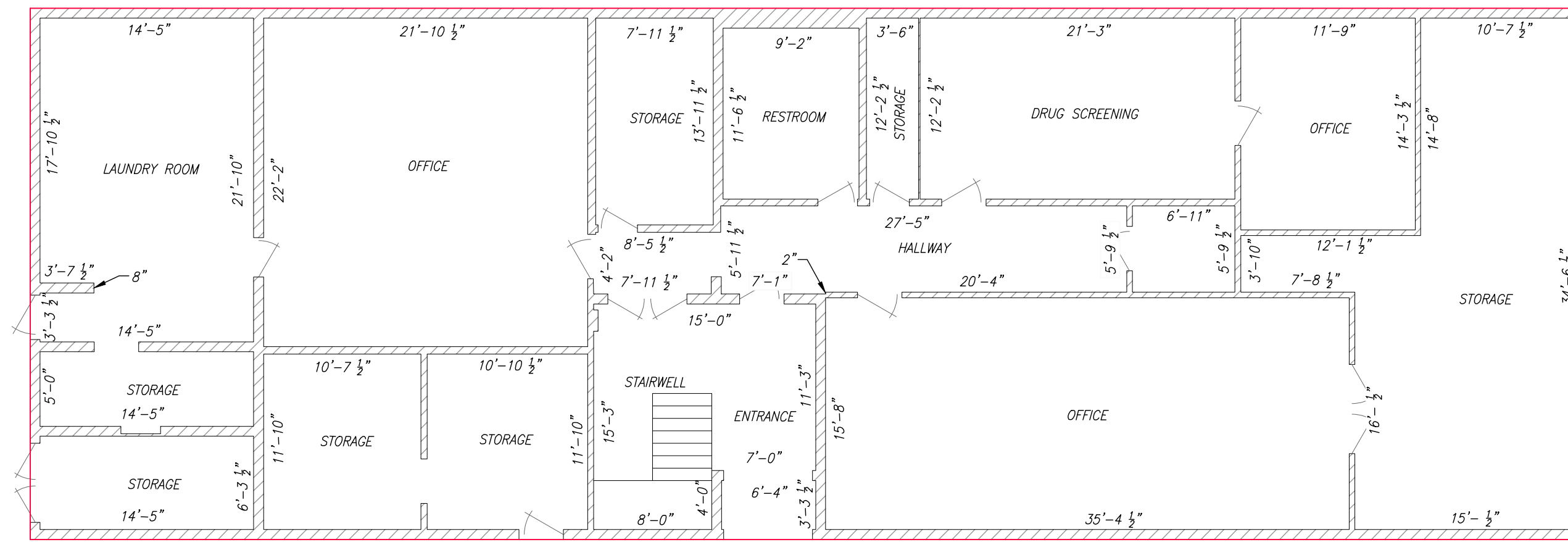


SOUTHEAST SIDE ELEVATION  
 BUILDING NO. WCF- B

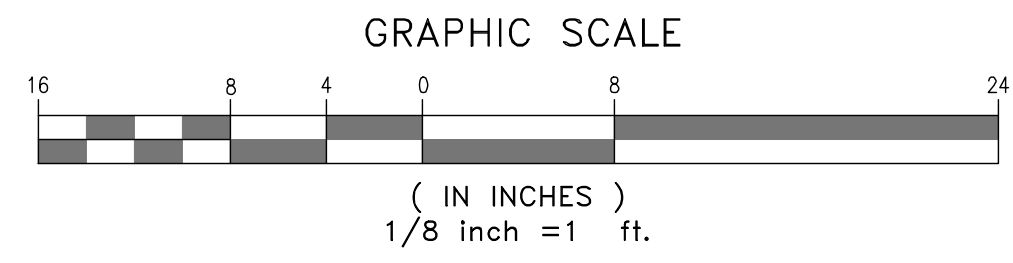
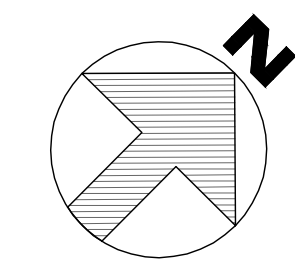
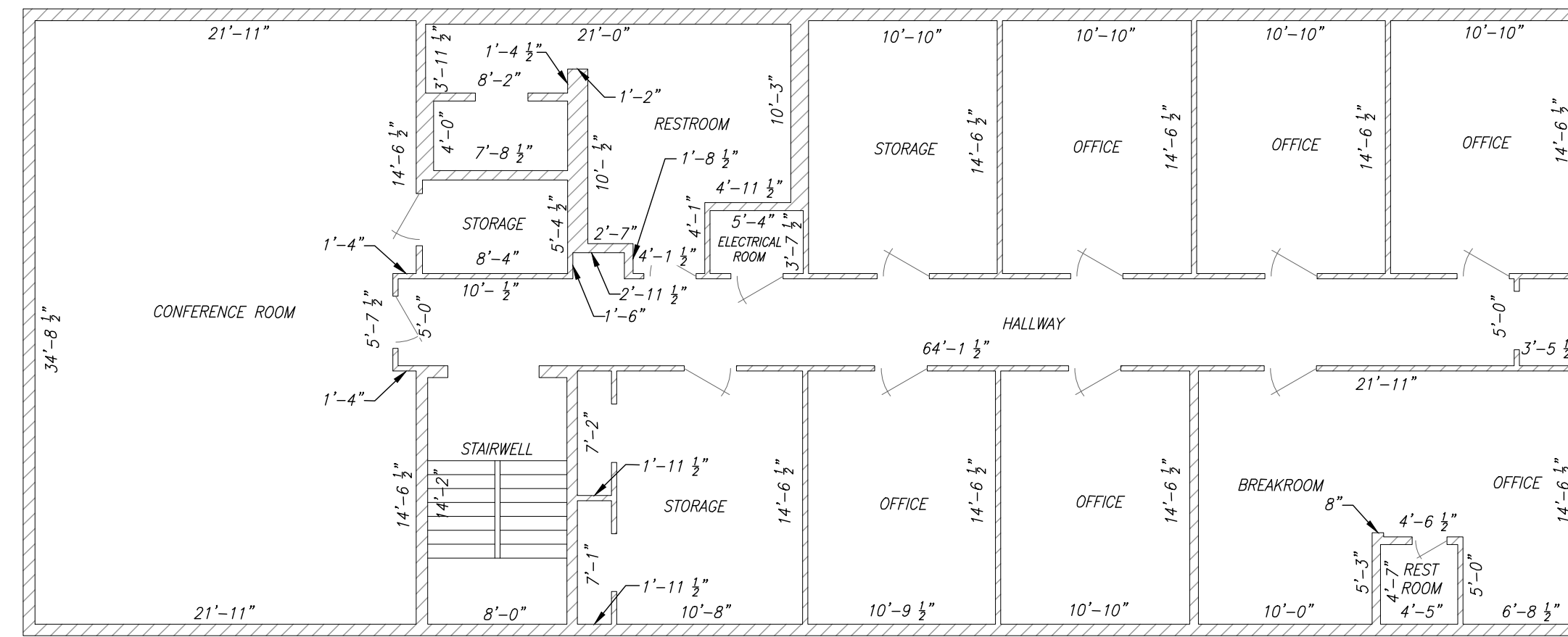


BUILDING NO. WCF- B (OPERATIONS) ELEVATIONS

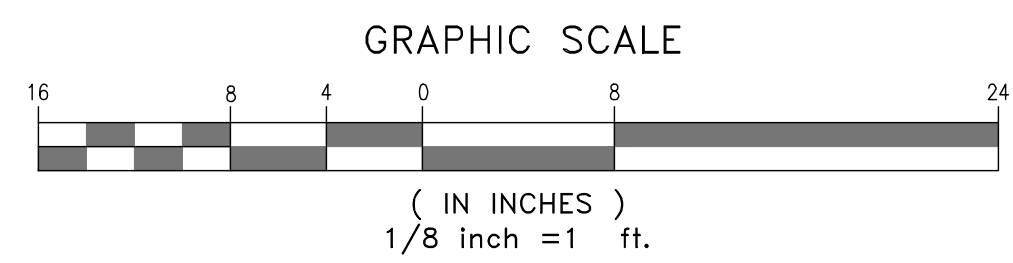
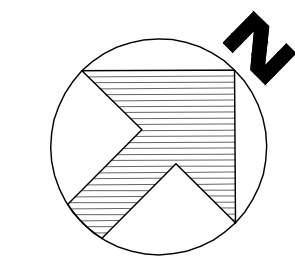
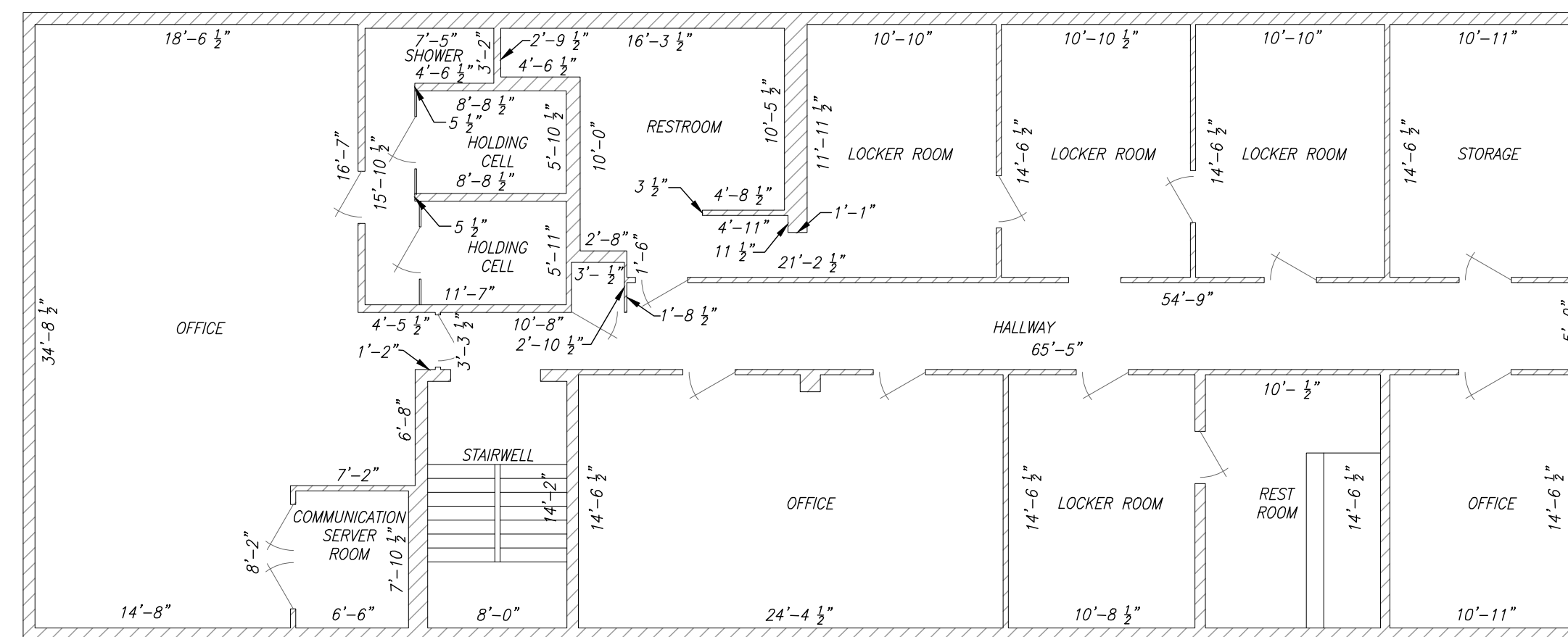
| REVISION NO.   | SYM. | DESCRIPTION | SHT. OF | DATE | APPROVED: |
|--|------|-------------|---------|------|-----------|
| DEPT. OF ACCOUNTING & GENERAL SERVICES<br>PLANNING DIVISION<br>STATE OF HAWAII   |      |             |         |      |           |
| WAIAWA CORRECTIONAL FACILITY<br>BUILDING NO. WCF-B (OPERATIONS)<br>PLAN REVIEW USE & SPECIAL USE PERMITS<br>WAIAWA, OAHU, HAWAII |      |             |         |      |           |
|  |      |             |         |      | C000.00   |
|  |      |             |         |      | 26<br>60  |



BUILDING NO. WCF-C (CONTROLS & SUPPORT) FIRST FLOOR  
BUILDING AREA = 3770 SQ. FT.



BUILDING NO. WCF-C (CONTROLS & SUPPORT) SECOND FLOOR



BUILDING NO. WCF-C (CONTROLS & SUPPORT) THIRD FLOOR

BL

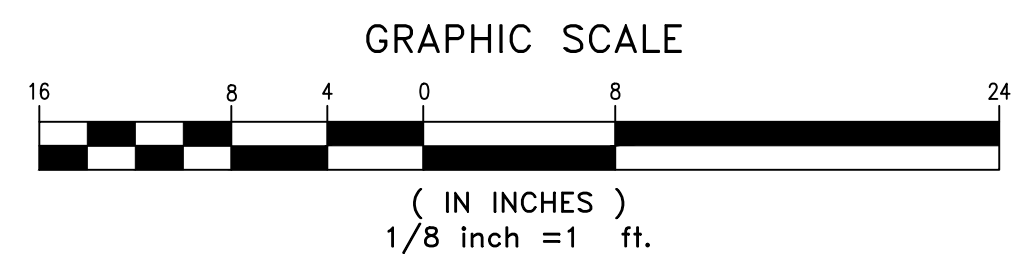
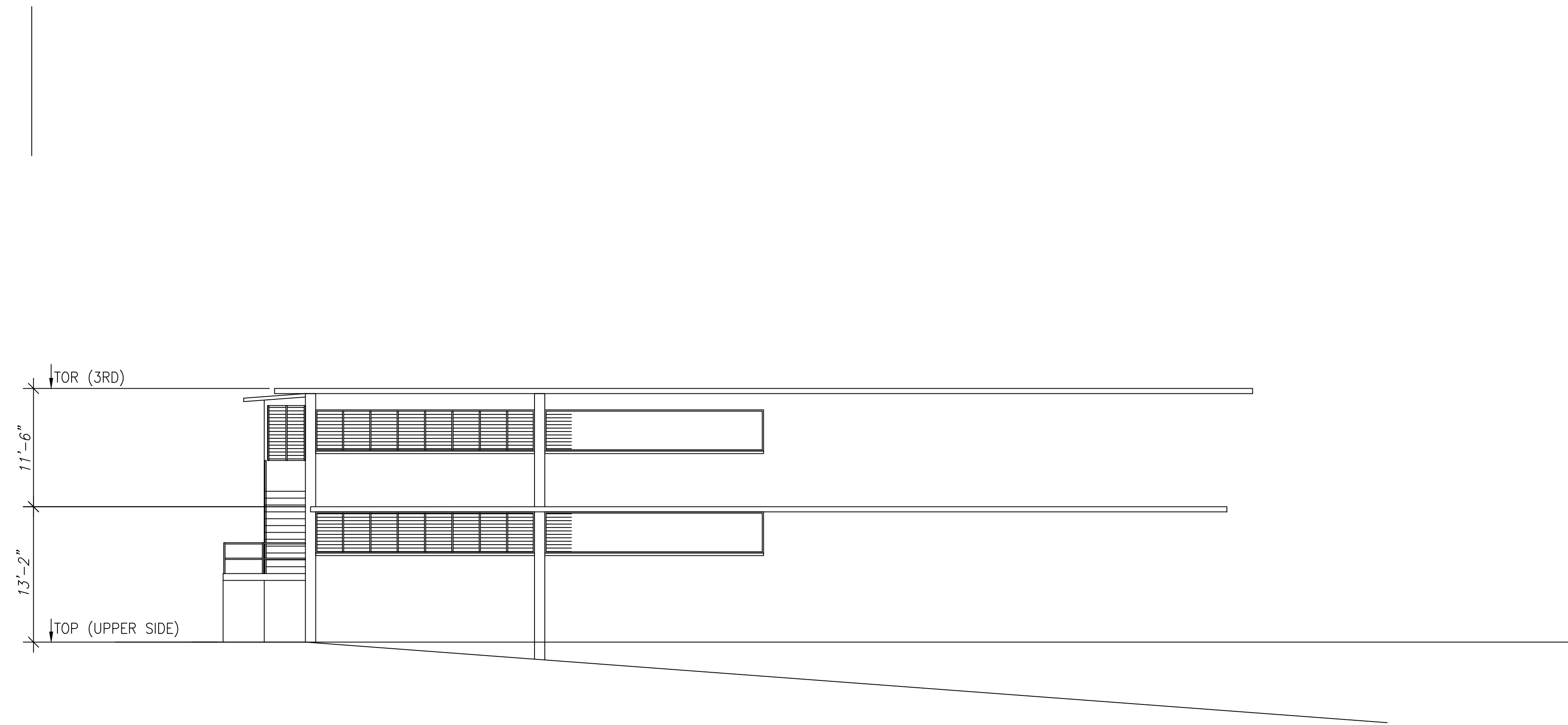
| REVISION NO. | SYM. | DESCRIPTION | SHT. OF | DATE | APPROVED: |
|--------------|------|-------------|---------|------|-----------|
|              |      |             |         |      |           |

|   |  |                   |  |                       |                           |
|---|--|-------------------|--|-----------------------|---------------------------|
| DEPT. OF ACCOUNTING & GENERAL SERVICES<br>PLANNING DIVISION<br>STATE OF HAWAII  |  |                   |  |                       |                           |
| <b>WAIAWA CORRECTIONAL FACILITY</b><br>BUILDING NO. WCF-C (CONTROLS & SUPPORT)<br>PLAN REVIEW USE & SPECIAL USE PERMITS<br>WAIAWA, OAHU, HAWAII |  |                   |  |                       |                           |
| Floor Plans   |  |                   |  |                       |                           |
| DESIGNED BY:<br>CM  |  | CHECKED BY:<br>—  |  | JOB NO.<br>12-10-0783 | DRAWING NO.<br>C000.00    |
| DRAWN BY:<br>RS   |  | APPROVED BY:<br>— |  | DATE<br>JULY 2019     | SHEET<br>27<br>OF 60 SHTS |
| SCALE: 1/8" = 1'  |  |                   |  |                       |                           |

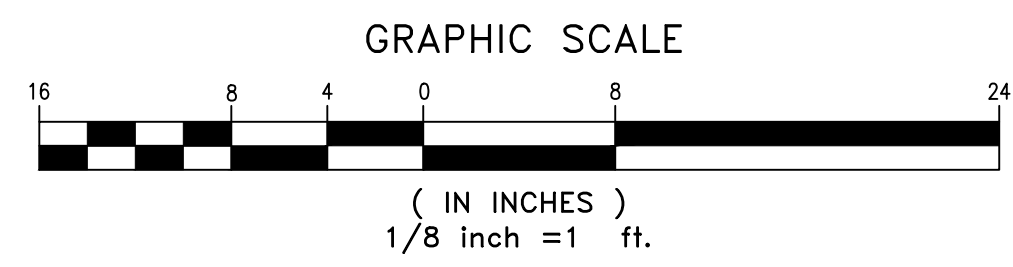

Y:\2019\19-314 WAIAWA FLOOR MAPPING\DONATA\WAIAWA CORRECTIONAL FLOOR PLAN SHEET.DWG  
JOB NO. 19-314 DATE: 082819

M:\2018\2018\_236.000 DAGS WAIAWA PRU-SUP\G DWGS\PM\ELEVATIONS\ELEVATIONS VER 01 191013 RR0SAL\191002 RCRA WM WAIAWA CORRECTIONAL FLOOR  
JOB NO. 19-314 DATE:



BUILDING NO. WCF- C (CONTROL & SUPPORT) ELEVATIONS

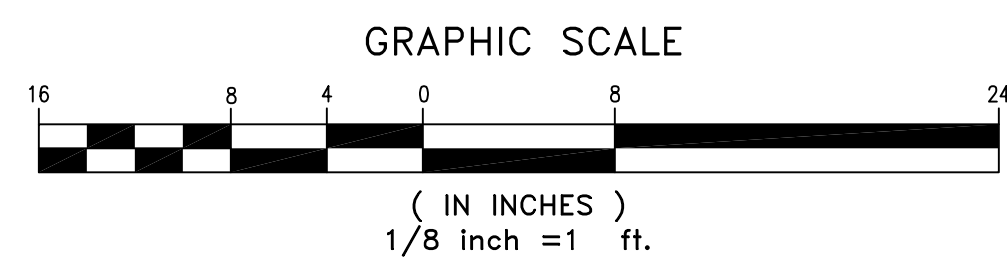
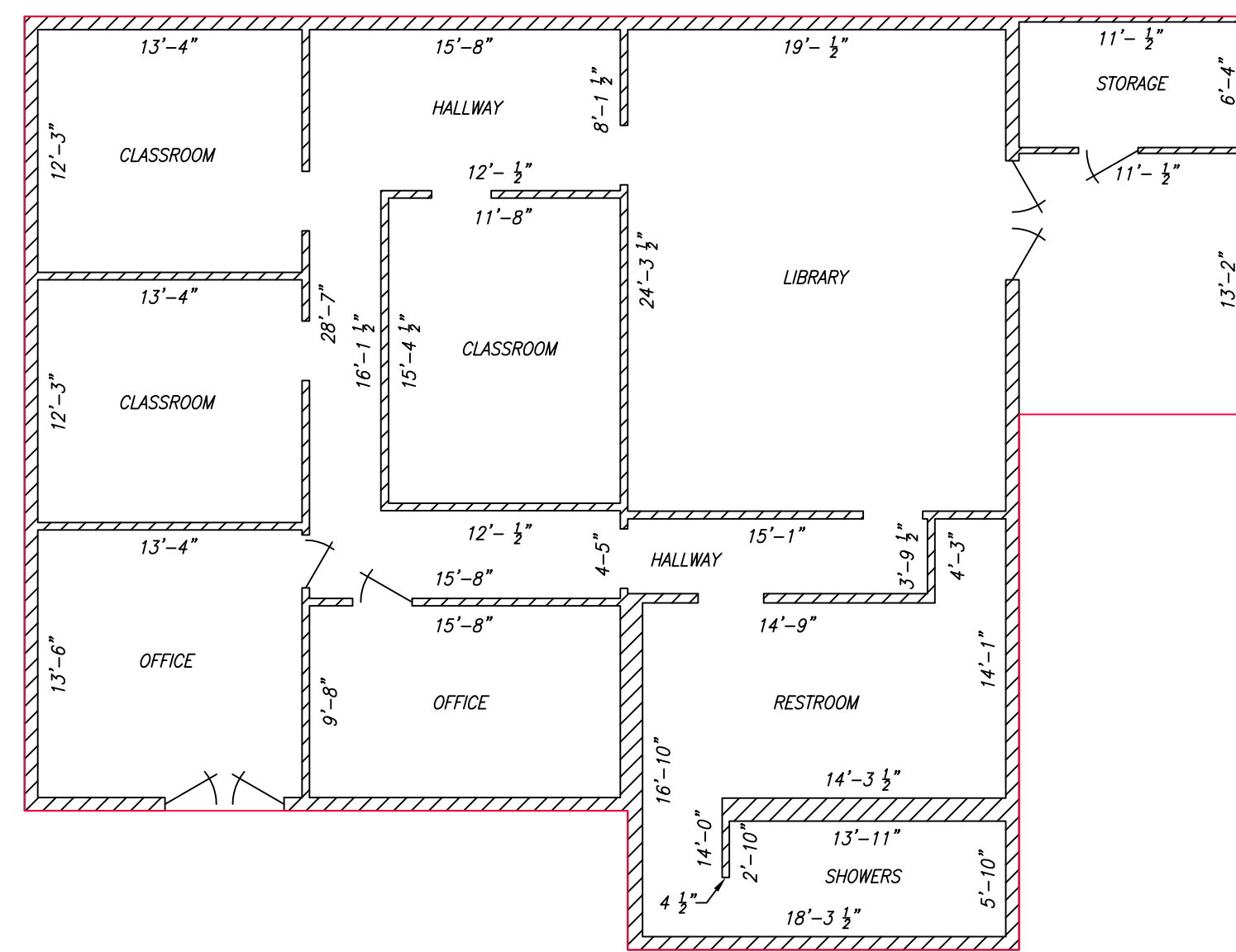
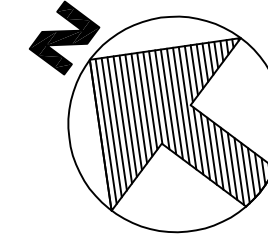
WAIAWA CORRECTIONAL FACILITY  
BUILDING NO. WCF-C (CONTROLS & SUPPORT)  
PLAN REVIEW USE & SPECIAL USE PERMITS  
WAIAWA, OAHU, HAWAII



BUILDING NO. WCF- C (CONTROL & SUPPORT) ELEVATIONS

WAIAWA CORRECTIONAL FACILITY  
BUILDING NO. WCF-C (CONTROLS & SUPPORT)  
PLAN REVIEW USE & SPECIAL USE PERMITS  
WAIAWA, OAHU, HAWAII

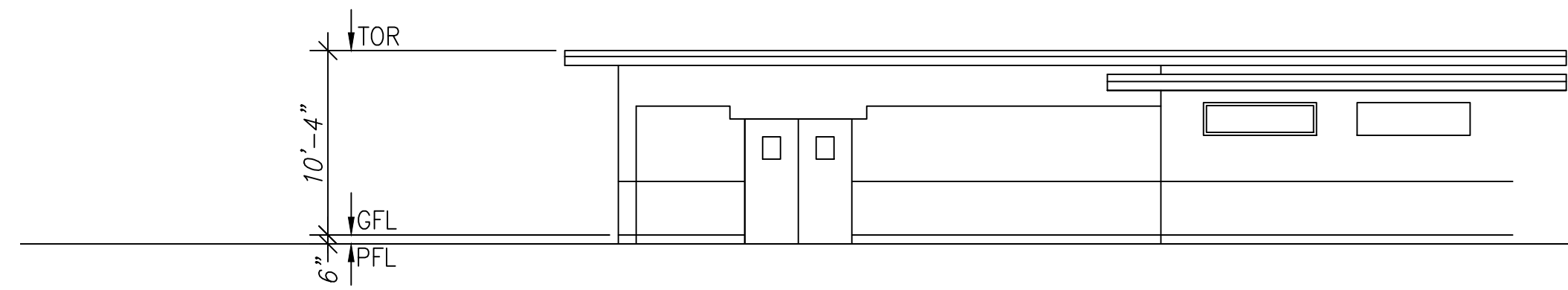
C:\USERS\CKADOTA\APPDATA\LOCAL\MICROSOFT\WINDOWS\NETCACHE\CONTENT\OUTLOOK\81HY3B3T\WAIAWA CORRECTIONAL FLOOR PLAN SHEET.DWG  
 JOB NO. 19-314 DATE: 10/22/19



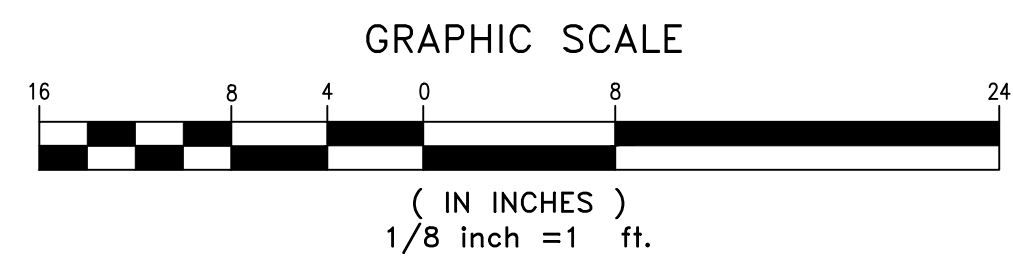
BUILDING NO. WCF-CH (CHAPEL)  
 BUILDING AREA = 2376 SQ. FT.

| REVISION NO.  | SYM.         | DESCRIPTION | SHT. OF    | DATE         | APPROVED: |
|---|--------------|-------------|------------|--------------|-----------|
| DEPT. OF ACCOUNTING & GENERAL SERVICES<br>PLANNING DIVISION<br>STATE OF HAWAII  |              |             |            |              |           |
| <b>WAIAWA CORRECTIONAL FACILITY</b><br>BUILDING NO. WCF-CH (CHAPEL)<br>PLAN REVIEW USE & SPECIAL USE PERMITS<br><small>WAIAWA, OAHU, HAWAII</small> |              |             |            |              |           |
| Floor Plans   |              |             |            |              |           |
| <small>ATA</small> AUSTIN, TSUTSUMI & ASSOCIATES, INC.<br><small>ENGINEERS, SUPERVISORS • HONOLULU, HAWAII</small>                                  |              |             | JOB NO.    | DRAWING NO.  |           |
| DESIGNED BY:<br>CM  | CHECKED BY:  |             | 12-10-0783 | C000.00      |           |
| DRAWN BY:<br>RS   | APPROVED BY: |             | DATE       | SHEET        |           |
| SCALE:<br>1/8" = 1'   |              |             | JULY 2019  | 30           |           |
|   |              |             |            | OF 60 SHEETS |           |

BL

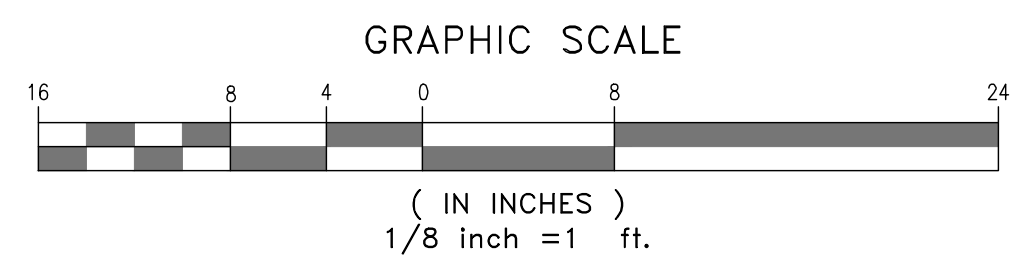
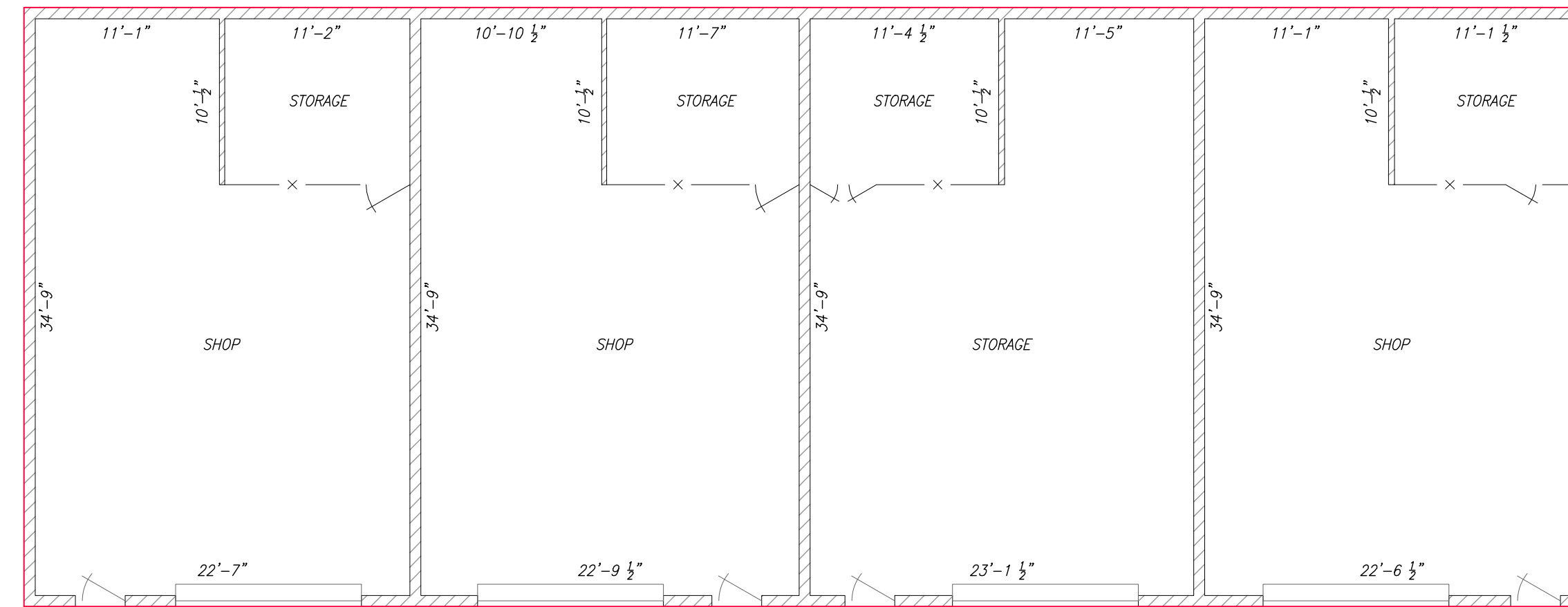



SOUTHWEST SIDE ELEVATION  
BUILDING NO. WCF- CH





Y:\2019\19-314 WAIAWA FLOOR MAPPING\DONATA\WAIAWA CORRECTIONAL FLOOR PLAN SHEET.DWG  
 JOB NO. 19-314 DATE: 082819



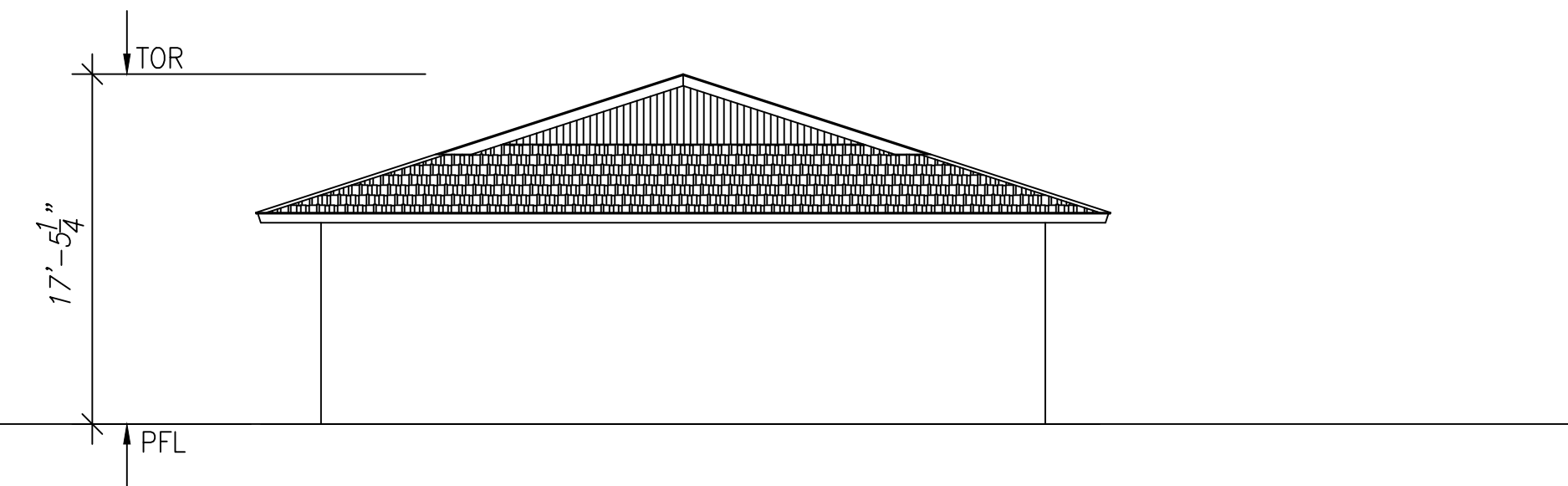
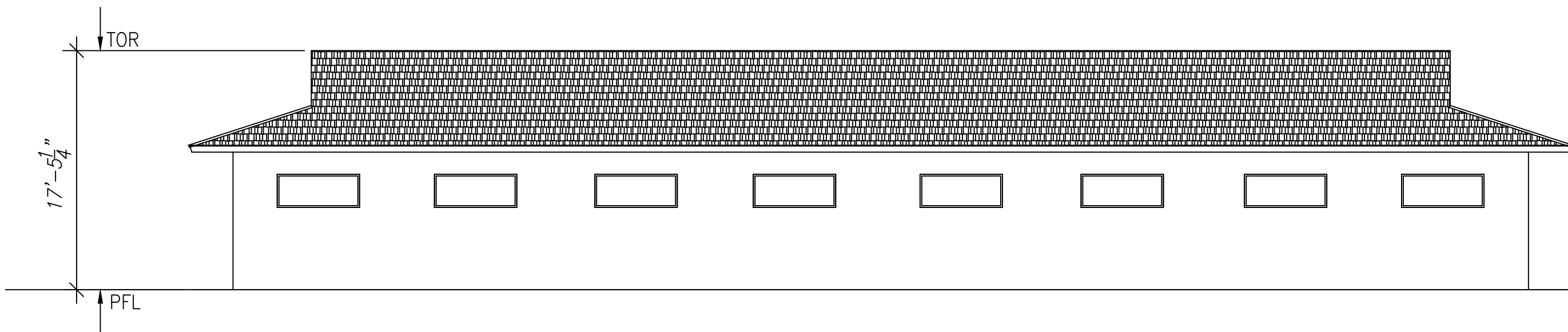
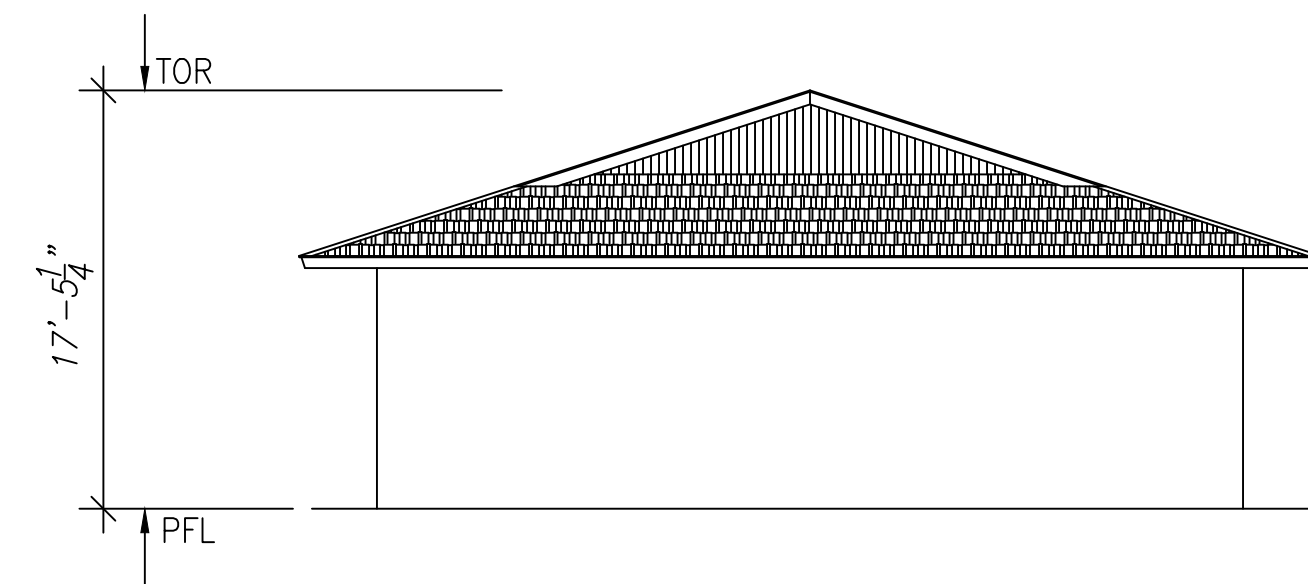
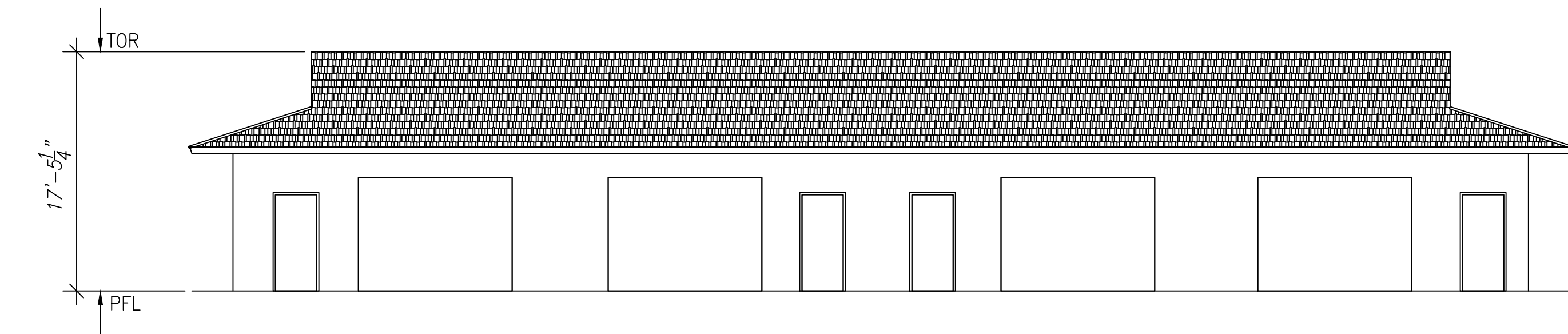
BUILDING NO. WCF-CP (CARPORT)  
 BUILDING AREA = 3406 SQ. FT.

BL

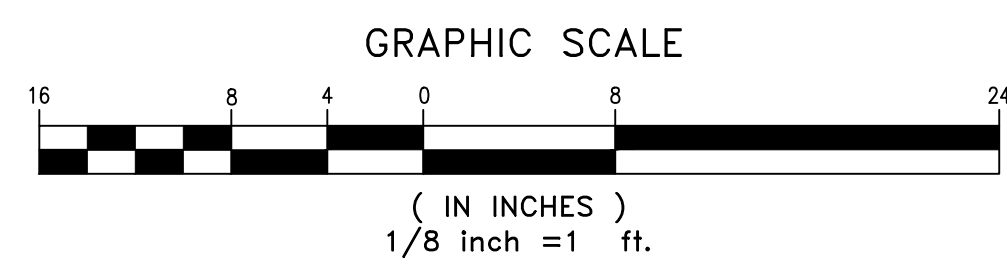
| REVISION NO.  | SYM.              | DESCRIPTION           | SHT. OF | DATE                   | APPROVED: |
|---|-------------------|-----------------------|---------|------------------------|-----------|
|   |                   |                       |         |                        |           |
| DEPT. OF ACCOUNTING & GENERAL SERVICES<br>PLANNING DIVISION<br>STATE OF HAWAII  |                   |                       |         |                        |           |
| <b>WAIAWA CORRECTIONAL FACILITY</b><br>BUILDING NO. WCF-CP (CARPORT)<br>PLAN REVIEW USE & SPECIAL USE PERMITS<br>WAIAWA, OAHU, HAWAII |                   |                       |         |                        |           |
| Floor Plans   |                   |                       |         |                        |           |
| <small>ATA</small> AUSTIN, TSUTSUMI & ASSOCIATES, INC.<br><small>ENGINEERS, SURVEYORS • HONOLULU, HAWAII</small>                      |                   | JOB NO.<br>12-10-0783 |         | DRAWING NO.<br>C000.00 |           |
| DESIGNED BY:<br>CM  | CHECKED BY:<br>—  | DATE<br>JULY 2019     |         | SHEET<br>32            |           |
| DRAWN BY:<br>RS   | APPROVED BY:<br>— | SCALE:<br>1/8" = 1'   |         | OF 60 SHTS             |           |
| FILE _____ DRAWER _____ FOLDER _____  |                   |                       |         |                        |           |

**FINAL**

M:\2018\2018\_238.000 DAGS WAIAWA PRU-SUP\G DWGS\PM\ELEVATIONS\ELEVATIONS VER 01 191013 RR0SAL\191002 RCRA WM WAIAWA CORRECTIONAL FLOOR PLAN SHEET\_ADJUSTED.DWG  
 JOB NO. 19-314 DATE:



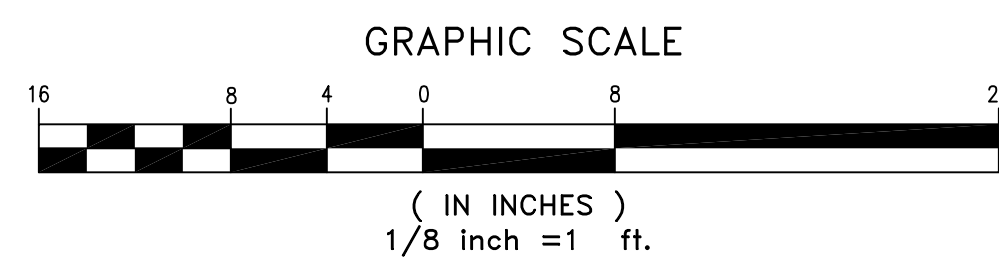
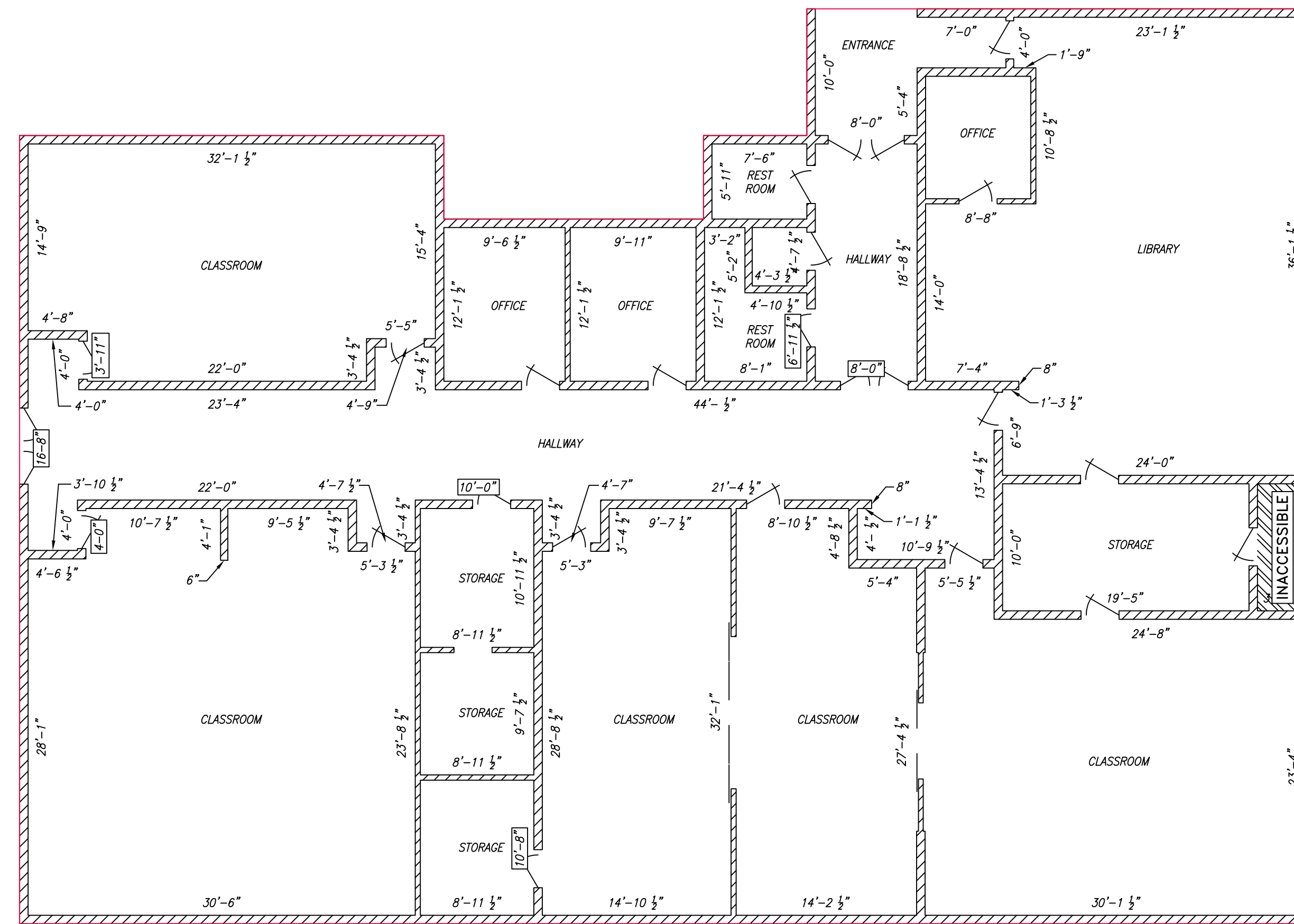

NORTHWEST SIDE ELEVATION  
 BUILDING NO. WCF- CP



BUILDING NO. WCF- CP (CARPORT) ELEVATIONS

| REVISION NO.   | SYM. | DESCRIPTION | SHT. OF | DATE | APPROVED: |
|--|------|-------------|---------|------|-----------|
| DEPT. OF ACCOUNTING & GENERAL SERVICES<br>PLANNING DIVISION<br>STATE OF HAWAII   |      |             |         |      |           |
| <b>WAIAWA CORRECTIONAL FACILITY</b><br>BUILDING NO. WCF-CP (CARPORT)<br>PLAN REVIEW USE & SPECIAL USE PERMITS<br><small>WAIAWA, OAHU, HAWAII</small> |      |             |         |      |           |
|  |      |             |         |      | C000.00   |
|  |      |             |         |      | 33<br>60  |

M:\2018\2018\_238.000 DAGS WAIAWA PRU-SUP\G DWGS\PM\FLOOR PLANS\VER 06 191022\WAIAWA CORRECTIONAL FLOOR PLAN SHEET.DWG  
 JOB NO. 19-314 DATE: 11/18/19



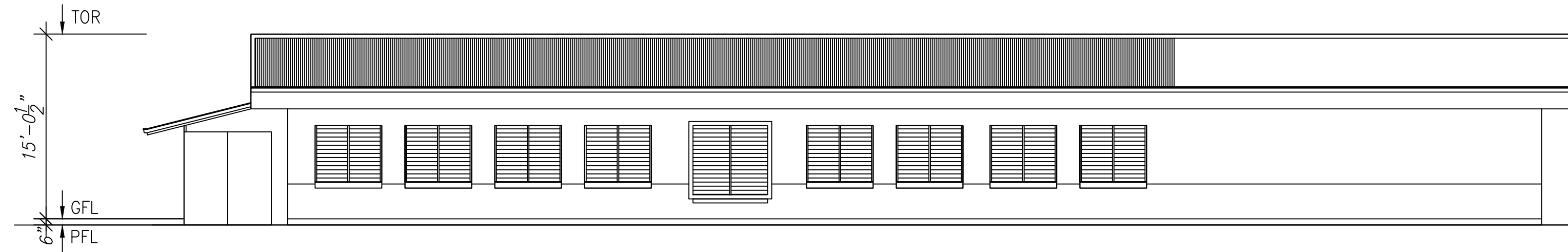
BUILDING NO. WCF-E (EDUCATION)  
 BUILDING AREA = 6613 SQ. FT.

| REVISION NO.  | SYM.         | DESCRIPTION | SHT. OF    | DATE         | APPROVED: |
|---|--------------|-------------|------------|--------------|-----------|
| DEPT. OF ACCOUNTING & GENERAL SERVICES<br>PLANNING DIVISION<br>STATE OF HAWAII  |              |             |            |              |           |
| <b>WAIAWA CORRECTIONAL FACILITY</b><br>BUILDING NO. WCF-E (EDUCATION)<br>PLAN REVIEW USE & SPECIAL USE PERMITS<br><small>WAIAWA, OAHU, HAWAII</small> |              |             |            |              |           |
| Floor Plans   |              |             |            |              |           |
| <small>ATA</small> AUSTIN, TSUTSUMI & ASSOCIATES, INC.<br><small>ENGINEERS, SUPERVISORS • HONOLULU, HAWAII</small>                                    |              |             | JOB NO.    | DRAWING NO.  |           |
| DESIGNED BY:<br>CM  | CHECKED BY:  |             | 12-10-0783 | C000.00      |           |
| DRAWN BY:<br>RS   | APPROVED BY: |             | DATE       | SHEET        |           |
| SCALE:<br>1/8" = 1'   |              |             | JULY 2019  | 34           |           |
|   |              |             |            | OF 60 SHEETS |           |

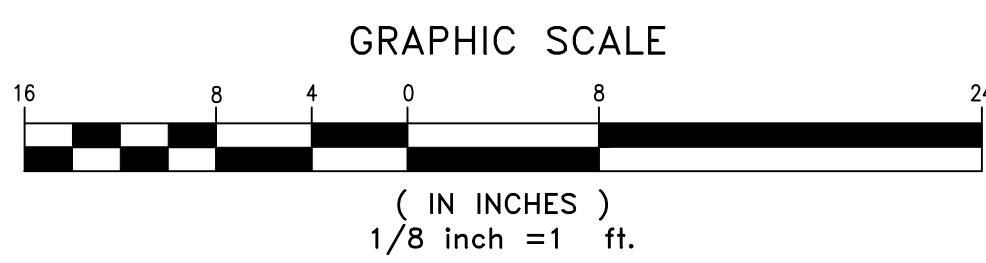
BL

M:\2018\2018\_238.000 DAGS WAIAWA PRU-SUP\G DWGS\PM\ELEVATIONS\ELEVATIONS VER 01 191013 RR0SAL\191002 RCRA WM WAIAWA CORRECTIONAL FLOOR  
JOB NO. 19-314 DATE:

BUILDING NO. WCF-E



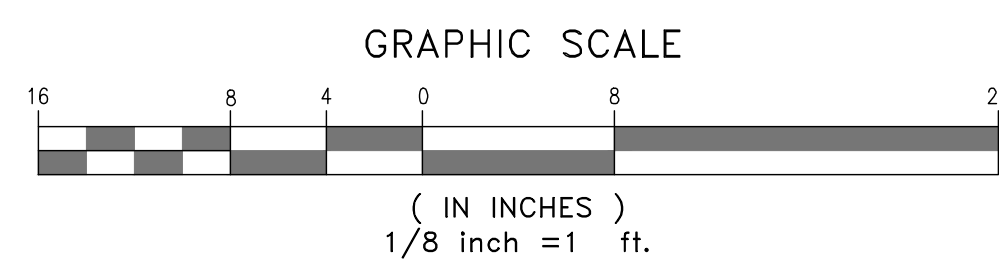
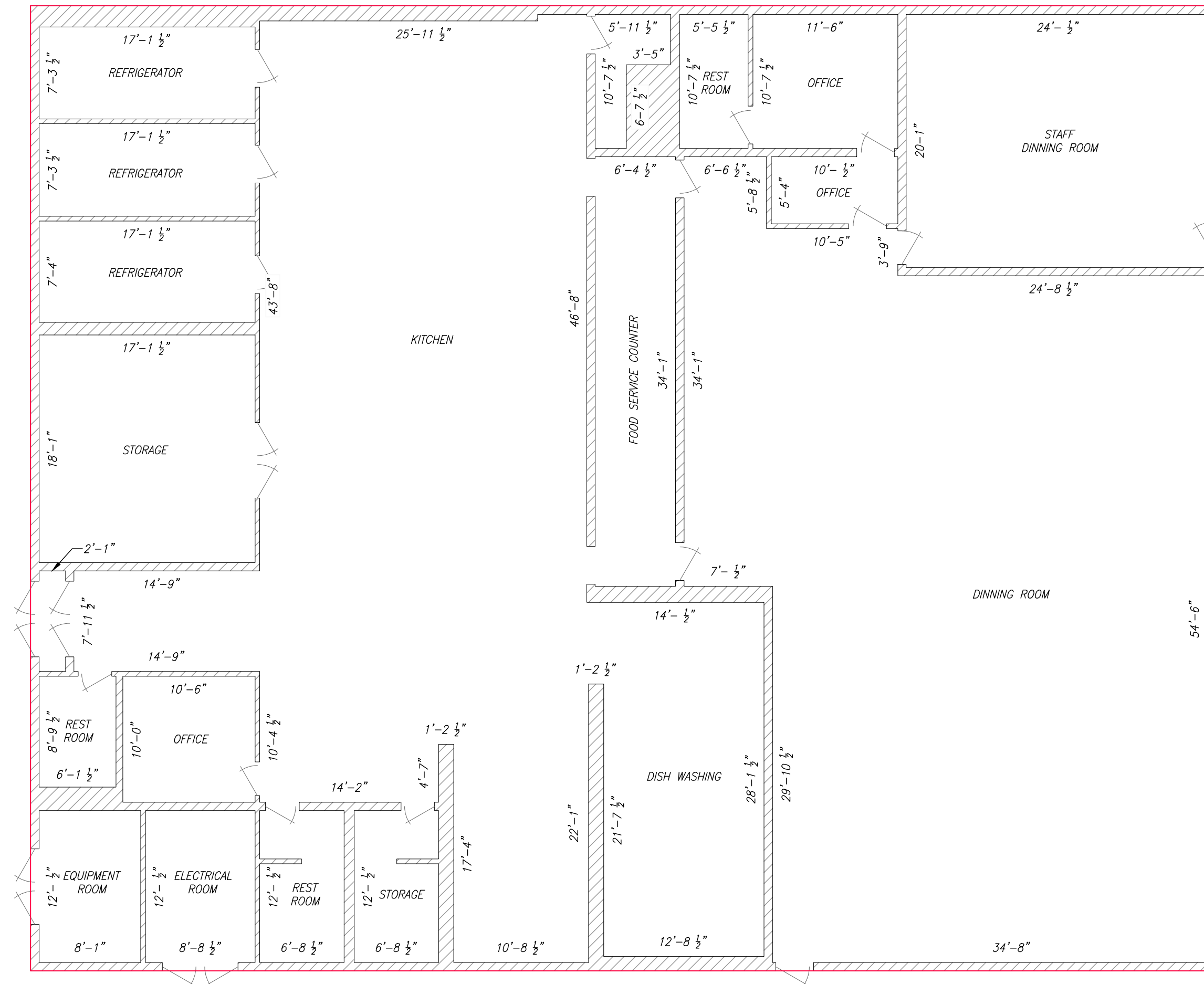
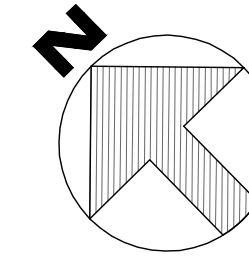
SOUTHWEST SIDE ELEVATION  
BUILDING NO. WCF-E



BUILDING NO. WCF- E ELEVATIONS

WAIAWA CORRECTIONAL FACILITY  
BUILDING NO. WCF-E (EDUCATION)  
PLAN REVIEW USE & SPECIAL USE PERMITS  
WAIAWA, OAHU, HAWAII

Y:\2019\19-314 WAIAWA FLOOR MAPPING\DONATA\WAIAWA CORRECTIONAL FLOOR PLAN SHEET.DWG  
 JOB NO. 19-314 DATE: 082819



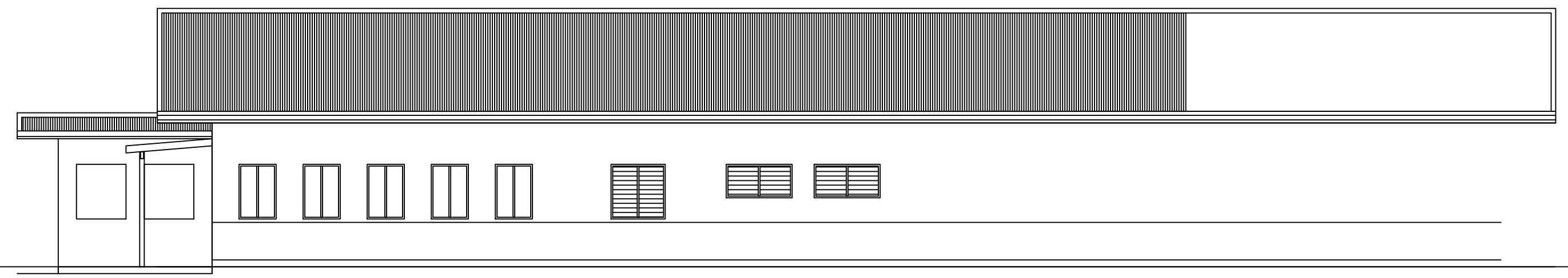
BUILDING NO. WCF-F (INMATE DINING FACILITY)  
 BUILDING AREA = 7212 SQ. FT.

| REVISION NO.  | SYM.         | DESCRIPTION | SHT. OF     | DATE | APPROVED: |
|---|--------------|-------------|-------------|------|-----------|
| DEPT. OF ACCOUNTING & GENERAL SERVICES<br>PLANNING DIVISION<br>STATE OF HAWAII  |              |             |             |      |           |
| <b>WAIAWA CORRECTIONAL FACILITY</b><br>BUILDING NO. WCF-F (INMATE DINING FACILITY)<br>PLAN REVIEW USE & SPECIAL USE PERMITS<br>WAIAWA, OAHU, HAWAII |              |             |             |      |           |
| Floor Plans   |              |             |             |      |           |
| <small>ATA</small> AUSTIN, TSUTSUMI & ASSOCIATES, INC.<br><small>ENGINEERS, SURVEYORS • HONOLULU, HAWAII</small>                                    |              | JOB NO.     | DRAWING NO. |      |           |
| DESIGNED BY:<br>CM  | CHECKED BY:  | 12-10-0783  | C000.00     |      |           |
| DRAWN BY:<br>RS   | APPROVED BY: | DATE        | SHEET       |      |           |
| SCALE:<br>1/8" = 1'   |              | JULY 2019   | 36          |      |           |
|   |              |             | OF 60 SHETS |      |           |

BL

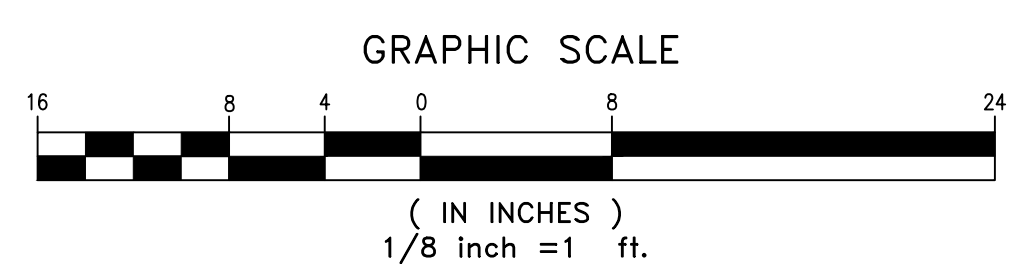
M:\2018\2018\_238.000 DAGS WAIAWA PRU-SUP\G DWGS\PM\ELEVATIONS\ELEVATIONS VER 01 191013 RR0SAL\191002 RCRA WM WAIAWA CORRECTIONAL FLOOR  
JOB NO. 19-314 DATE:

BUILDING NO. WCF-F



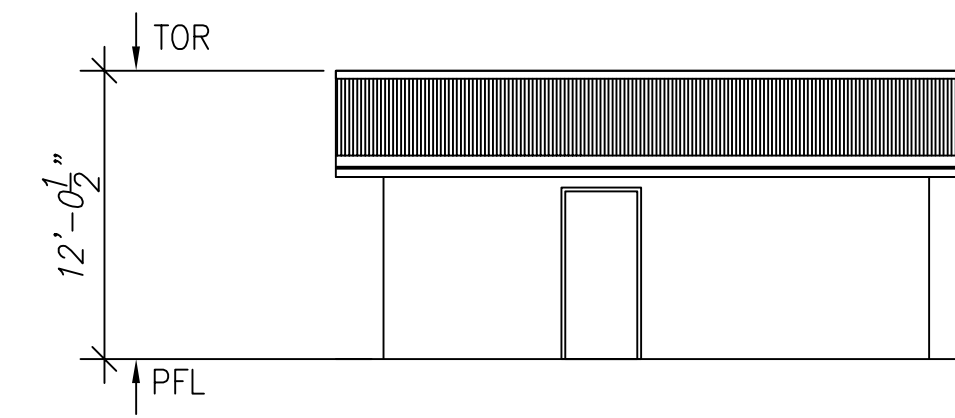
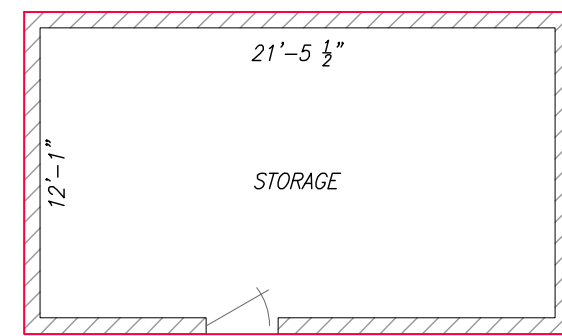
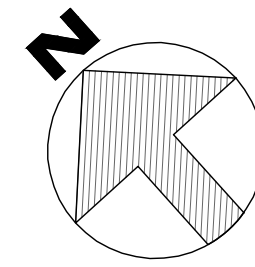
NORTHEAST SIDE ELEVATION  
BUILDING NO. WCF-F

WAIAWA CORRECTIONAL FACILITY  
BUILDING NO. WCF-F (INMATE DINING FACILITY)  
PLAN REVIEW USE & SPECIAL USE PERMITS  
WAIAWA, OAHU, HAWAII

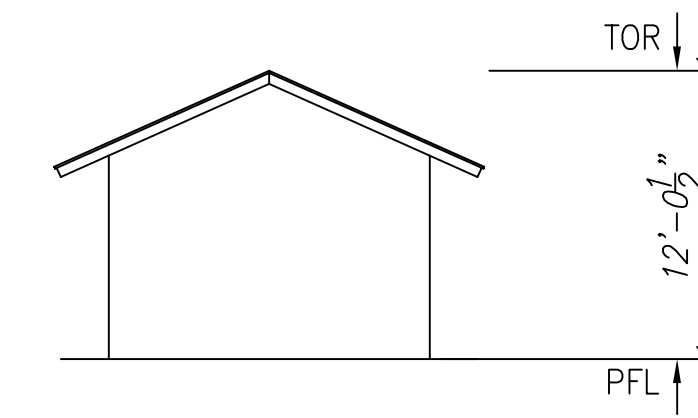


BUILDING NO. WCF- F (INMATE DINING FACILITY) ELEVATIONS

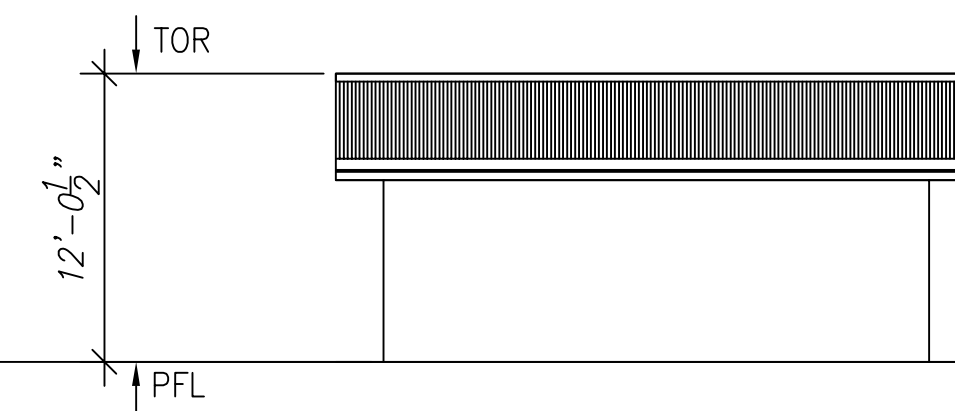
M:\2018\2018\_238.000 DAGS WAIAWA PRU-SUP\G DWGS\PM\ELEVATIONS\ELEVATIONS VER 01 191013 RR0SAL\191002 RCRA WM WAIAWA CORRECTIONAL FLOOR PLAN SHEET\_ADJUSTED.DWG  
 JOB NO. 19-314 DATE:



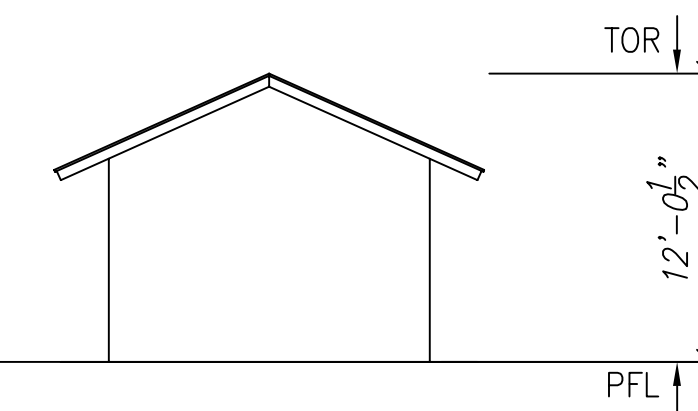
SOUTHWEST SIDE ELEVATION  
 BUILDING NO. WCF-FS



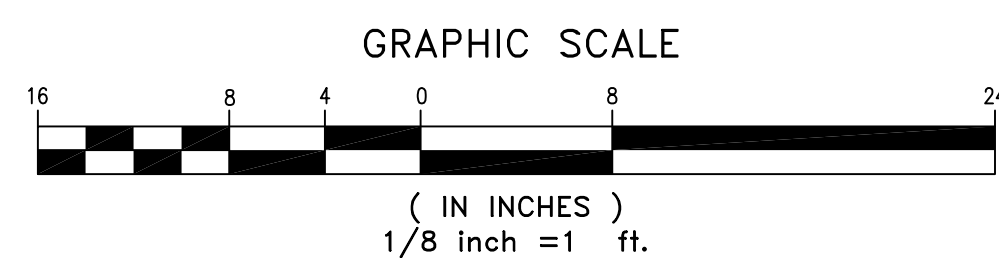
SOUTHEAST SIDE ELEVATION  
 BUILDING NO. WCF-FS



NORTHEAST SIDE ELEVATION  
 BUILDING NO. WCF-FS



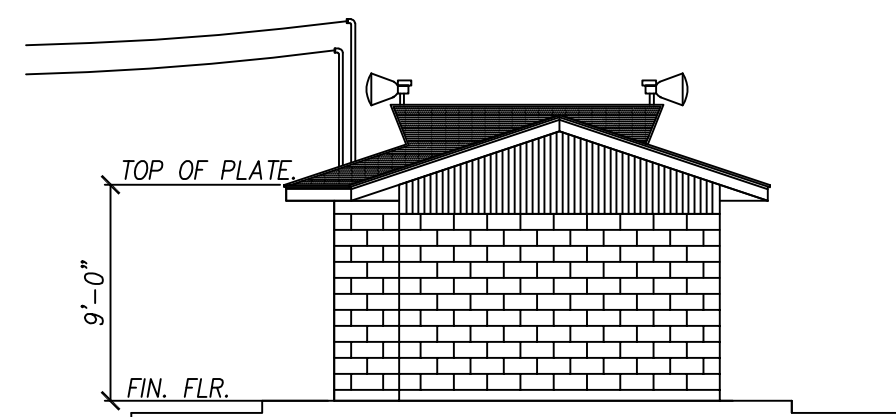
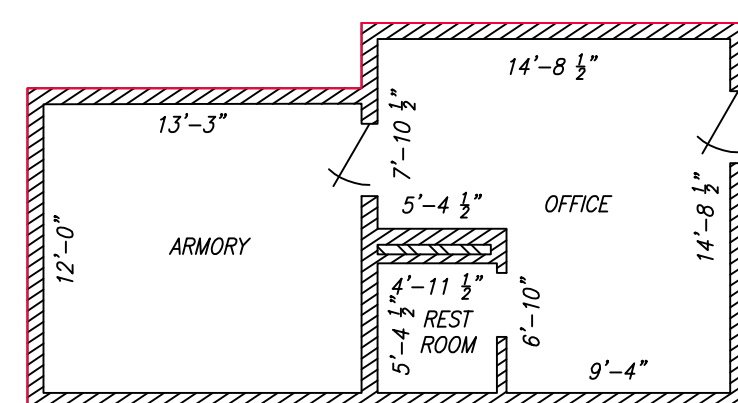
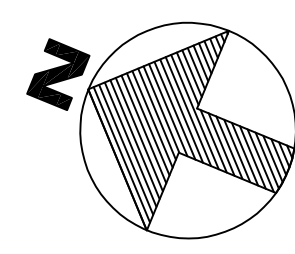
NORTHWEST SIDE ELEVATION  
 BUILDING NO. WCF-FS



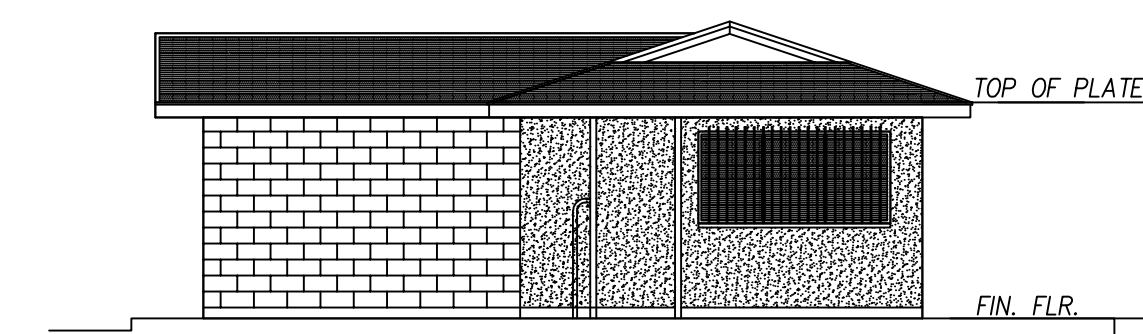
BUILDING NO. WCF-FS  
 BUILDING AREA = 306 SQ. FT.

| REVISION NO.  | SYM.         | DESCRIPTION | SHT. OF    | DATE        | APPROVED: |
|---|--------------|-------------|------------|-------------|-----------|
| DEPT. OF ACCOUNTING & GENERAL SERVICES<br>PLANNING DIVISION<br>STATE OF HAWAII                |              |             |            |             |           |
| WAIAWA CORRECTIONAL FACILITY<br>PLAN REVIEW USE & SPECIAL USE PERMITS<br>WAIAWA, OAHU, HAWAII |              |             |            |             |           |
| Floor Plans and Elevations  |              |             |            |             |           |
| SSFM International, Inc.  |              |             | JOB NO.    | DRAWING NO. |           |
| DESIGNED BY:<br>CM  | CHECKED BY:  |             | 12-10-0783 | C000.00     |           |
| DRAWN BY:<br>RCRA   | APPROVED BY: |             | DATE       | SHEET       |           |
| SCALE:<br>1/8" = 1'   |              |             | SEP 2019   | 38          |           |
|   |              |             |            | OF 60       | SHTS      |

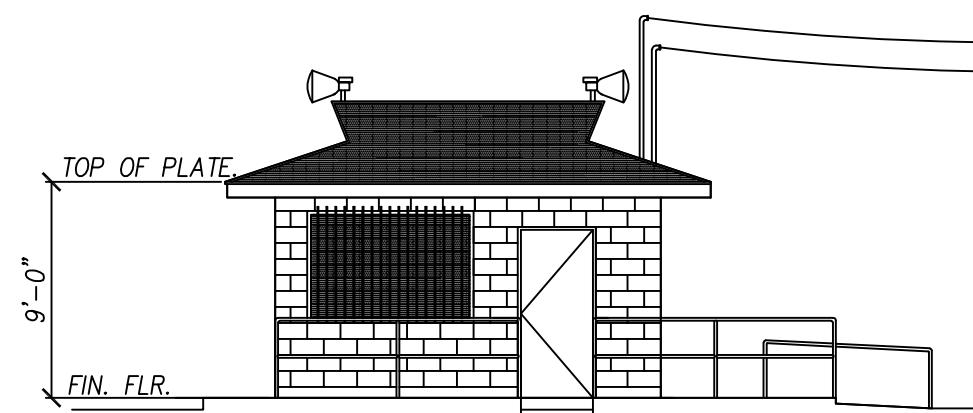
M:\2018\2018\_238.000 DAGS WAIAWA PRU-SUP\G DWGS\PM\FLOOR PLANS\VER 06 191022\WAIAWA CORRECTIONAL FLOOR PLAN SHEET.DWG  
 JOB NO. 19-314 DATE: 11/18/19



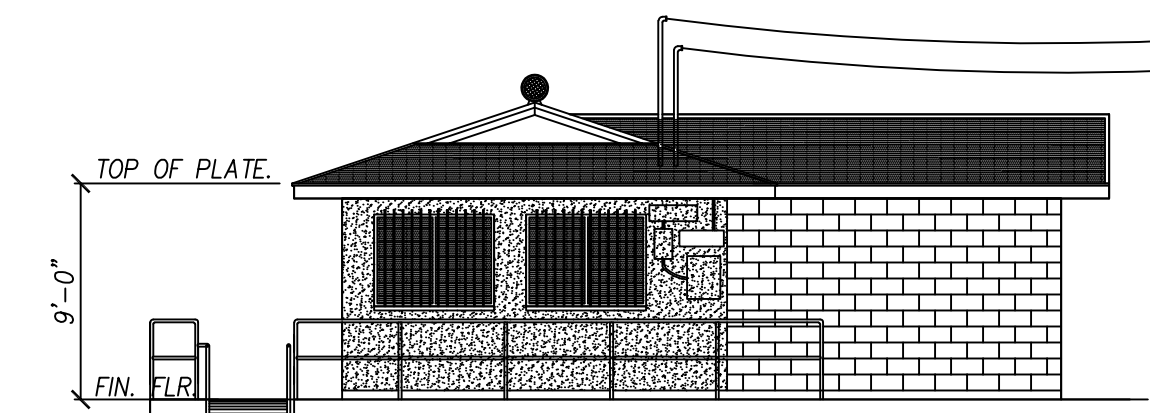
NORTH SIDE ELEVATION  
 BUILDING NO. WCF-G



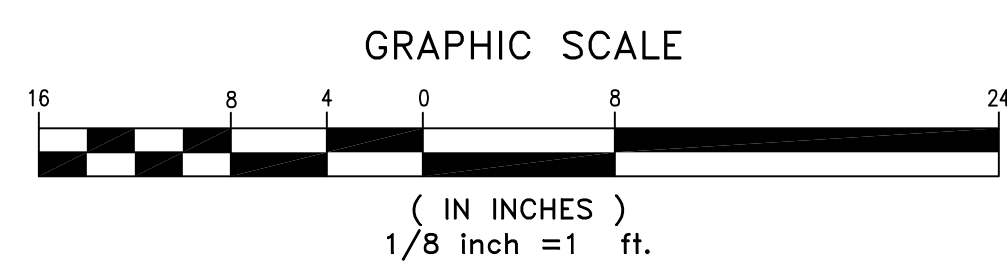
WEST SIDE ELEVATION  
 BUILDING NO. WCF-G



SOUTH SIDE ELEVATION  
 BUILDING NO. WCF-G



EAST SIDE ELEVATION  
 BUILDING NO. WCF-G



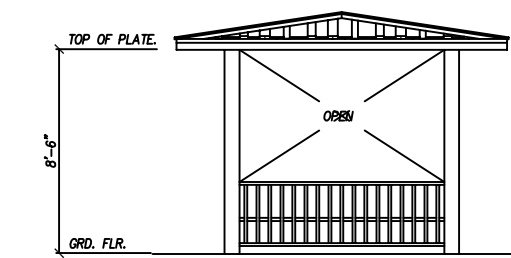
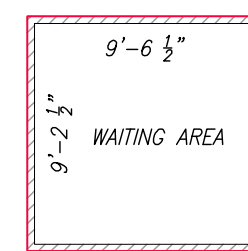
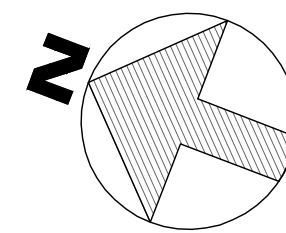
BUILDING NO. WCF-G (GUARD SHACK)  
 BUILDING AREA = 443 SQ. FT.

| REVISION NO.   | SYM.                | DESCRIPTION           | SHT. OF     | DATE | APPROVED: |
|--|---------------------|-----------------------|-------------|------|-----------|
| DEPT. OF ACCOUNTING & GENERAL SERVICES<br>PLANNING DIVISION<br>STATE OF HAWAII                               |                     |                       |             |      |           |
| WAIAWA CORRECTIONAL FACILITY<br>PLAN REVIEW USE & SPECIAL USE PERMITS<br><small>WAIAWA, OAHU, HAWAII</small> |                     |                       |             |      |           |
| Floor Plans and Elevations   |                     |                       |             |      |           |
| DESIGNED BY:<br>CM   | CHECKED BY:<br>---  | JOB NO.<br>12-10-0783 | DRAWING NO. |      |           |
| DRAWN BY:<br>RS  | APPROVED BY:<br>--- | DATE<br>SEP 2019      | SHEET<br>39 |      |           |
| SCALE:<br>1/8" = 1'  |                     | OF 60 SHEETS          |             |      |           |

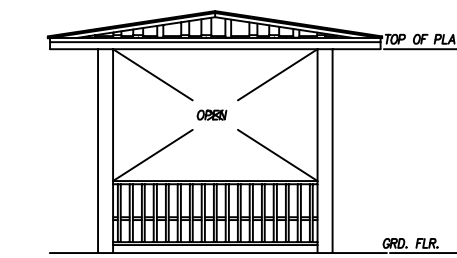
BL



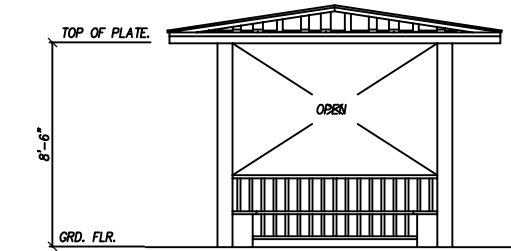
C:\USERS\CKADOTA\DESKTOP\ELEVATIONS\WCF-G2.DWG  
 JOB NO. 19-314 DATE:



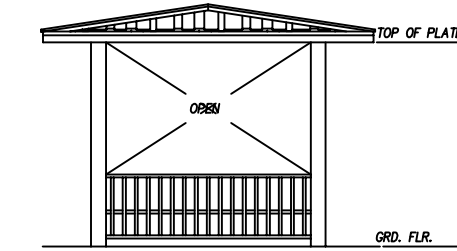
NORTH SIDE ELEVATION  
 BUILDING NO. WCF-G2



WEST SIDE ELEVATION  
 BUILDING NO. WCF-G2

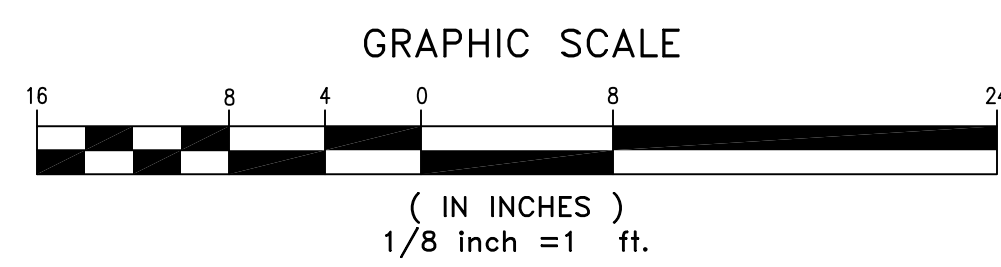


SOUTH SIDE ELEVATION  
 BUILDING NO. WCF-G2



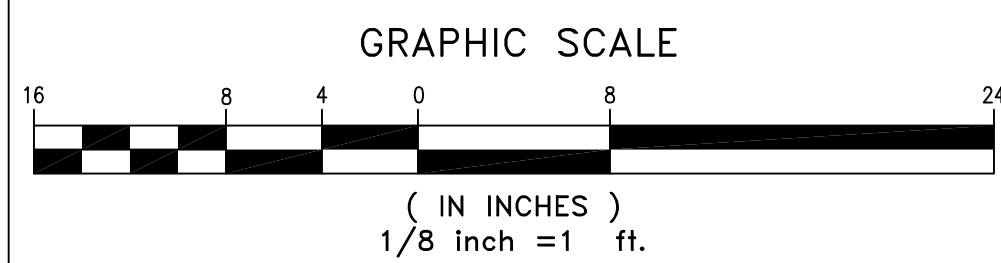
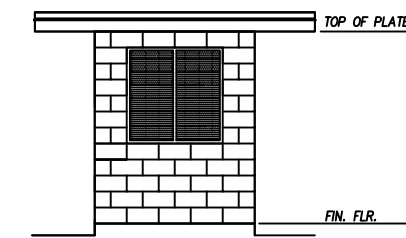
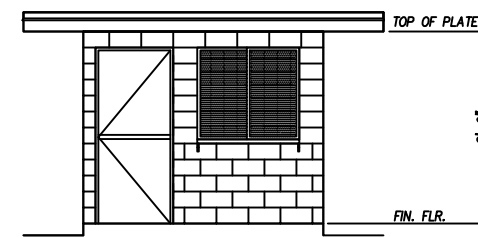
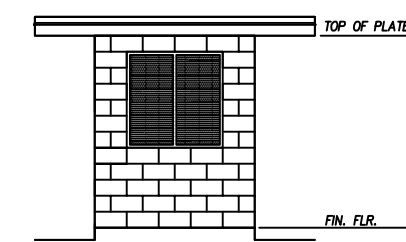
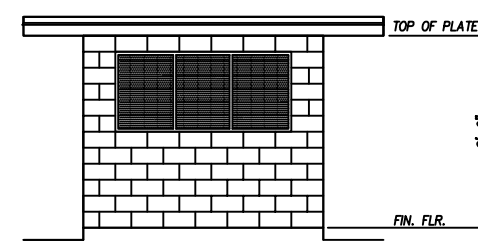
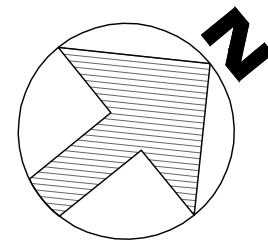
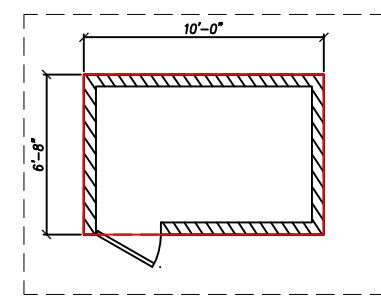
EAST SIDE ELEVATION  
 BUILDING NO. WCF-G2

BUILDING NO. WCF-G2  
 BUILDING AREA = 96 SQ. FT.



| REVISION NO.   | SYM.         | DESCRIPTION | SHT. OF               | DATE        | APPROVED:    |
|--|--------------|-------------|-----------------------|-------------|--------------|
| <b>DEPT. OF ACCOUNTING &amp; GENERAL SERVICES<br/>           PLANNING DIVISION<br/>           STATE OF HAWAII</b>                |              |             |                       |             |              |
| <b>WAIAWA CORRECTIONAL FACILITY<br/>           PLAN REVIEW USE &amp; SPECIAL USE PERMITS<br/>           WAIAWA, OAHU, HAWAII</b> |              |             |                       |             |              |
| <b>Floor Plans and Elevations</b>  |              |             |                       |             |              |
| <b>SSFM International, Inc.</b>  |              |             | JOB NO.<br>12-10-0783 | DRAWING NO. |              |
| DESIGNED BY:<br>CM   | CHECKED BY:  |             | DATE                  |             | SHEET        |
| DRAWN BY:<br>NS  | APPROVED BY: |             | NOV 2019              |             | 40           |
| SCALE: 1/8" = 1'-0"  |              |             |                       |             | OF 60 SHEETS |

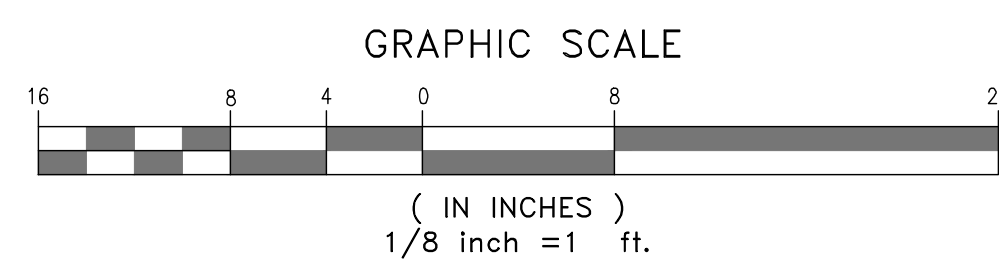
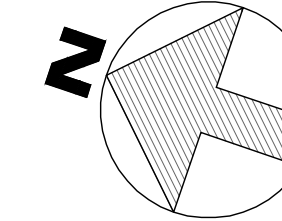
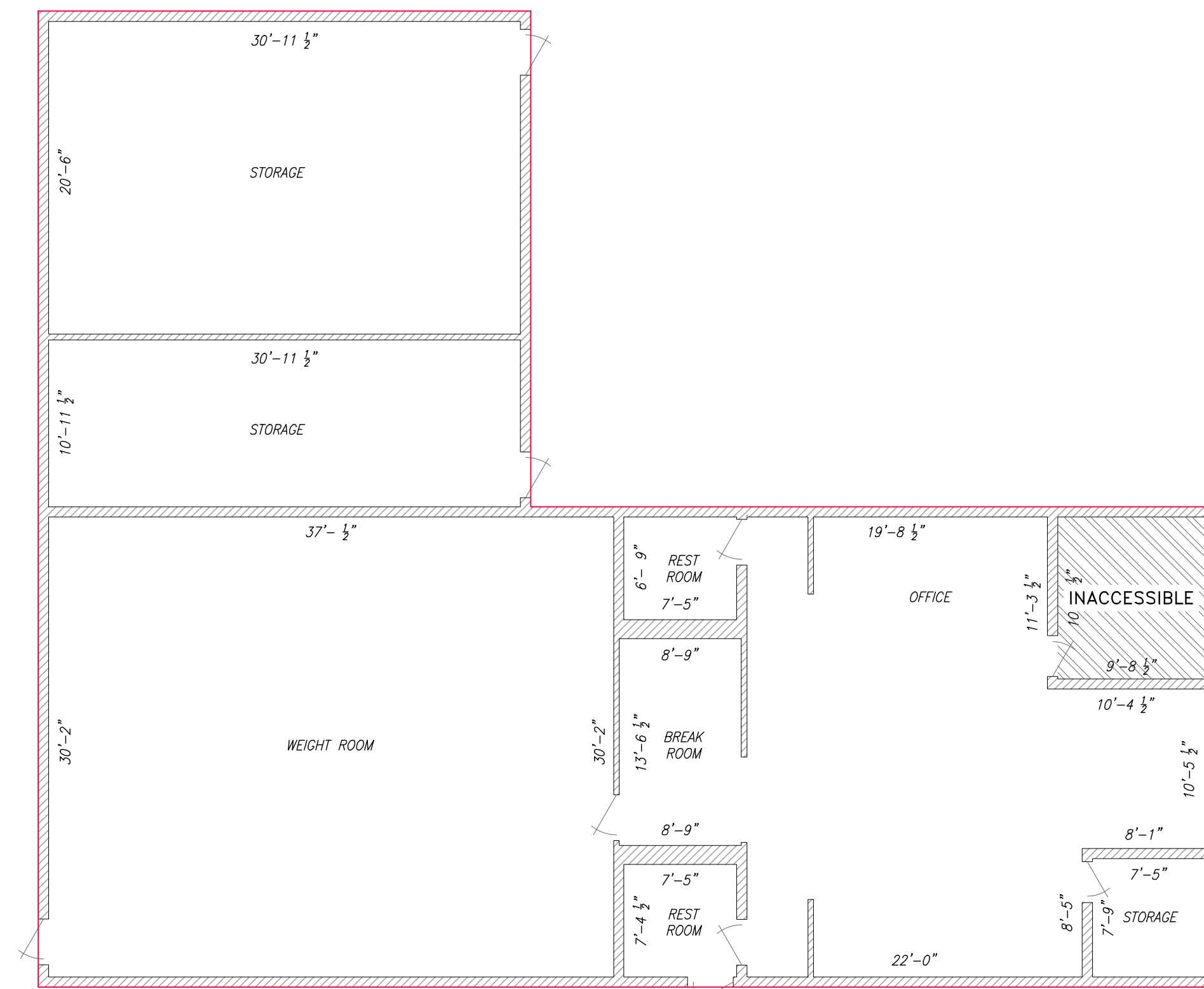
FILE DRAWER FOLDER



BUILDING NO. WCF-G3  
 BUILDING AREA = 70 SQ. FT.

| REVISION NO.  | SYM.         | DESCRIPTION | SHT. OF               | DATE         | APPROVED: |
|---|--------------|-------------|-----------------------|--------------|-----------|
| <b>DEPT. OF ACCOUNTING &amp; GENERAL SERVICES</b><br><b>PLANNING DIVISION</b><br><b>STATE OF HAWAII</b>             |              |             |                       |              |           |
| <b>WAIAWA CORRECTIONAL FACILITY</b><br>PLAN REVIEW USE & SPECIAL USE PERMITS<br><small>WAIAWA, OAHU, HAWAII</small> |              |             |                       |              |           |
| <b>Floor Plans and Elevations</b>   |              |             |                       |              |           |
| <b>SSFM International, Inc.</b>   |              |             | JOB NO.<br>12-10-0783 | DRAWING NO.  |           |
| DESIGNED BY:<br>CM  | CHECKED BY:  |             | DATE                  | SHEET        |           |
| DRAWN BY:<br>NS   | APPROVED BY: |             | NOV 2019              | 41           |           |
| SCALE: 1/8" = 1'-0"   |              |             | NOV 2019              | OF 60 SHEETS |           |

Y:\2019\19-314 WAIAWA FLOOR MAPPING\DONATA\WAIAWA CORRECTIONAL FLOOR PLAN SHEET.DWG  
 JOB NO. 19-314 DATE: 082819

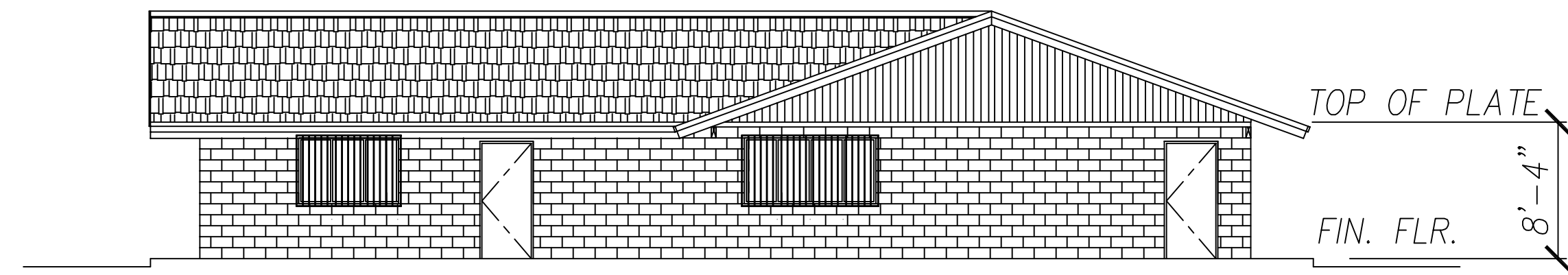


BUILDING NO. WCF-GA (GUARD SHACK ADMINISTRATION)  
 BUILDING AREA = 3480 SQ. FT.

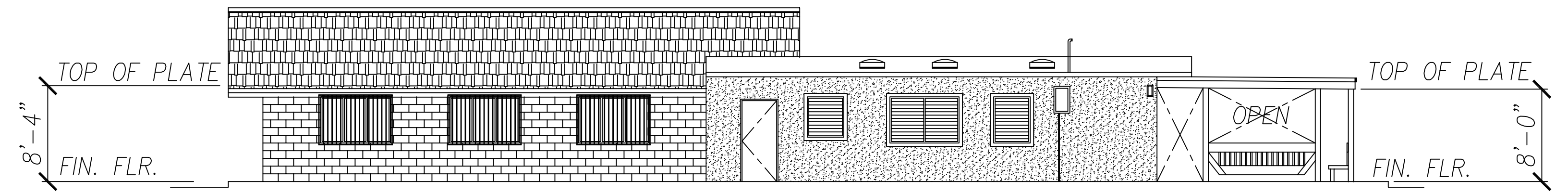
| REVISION NO.  | SYM.         | DESCRIPTION | SHT. OF     | DATE | APPROVED: |
|---|--------------|-------------|-------------|------|-----------|
| DEPT. OF ACCOUNTING & GENERAL SERVICES<br>PLANNING DIVISION<br>STATE OF HAWAII  |              |             |             |      |           |
| WAIAWA CORRECTIONAL FACILITY<br>BUILDING NO. WCF-GA (GUARD SHACK ADMINISTRATION)<br>PLAN REVIEW USE & SPECIAL USE PERMITS<br>WAIAWA, OAHU, HAWAII |              |             |             |      |           |
| Floor Plans   |              |             |             |      |           |
| <small>ATA</small> AUSTIN, TSUTSUMI & ASSOCIATES, INC.<br><small>ENGINEERS, SURVEYORS • HONOLULU, HAWAII</small>                                  |              | JOB NO.     | DRAWING NO. |      |           |
| DESIGNED BY:<br>CM  | CHECKED BY:  | 12-10-0783  | C000.00     |      |           |
| DRAWN BY:<br>RS   | APPROVED BY: | DATE        | SHEET       |      |           |
| SCALE:<br>1/8" = 1'   |              | JULY 2019   | 42          |      |           |
|   |              |             | OF 60 SHETS |      |           |

BL

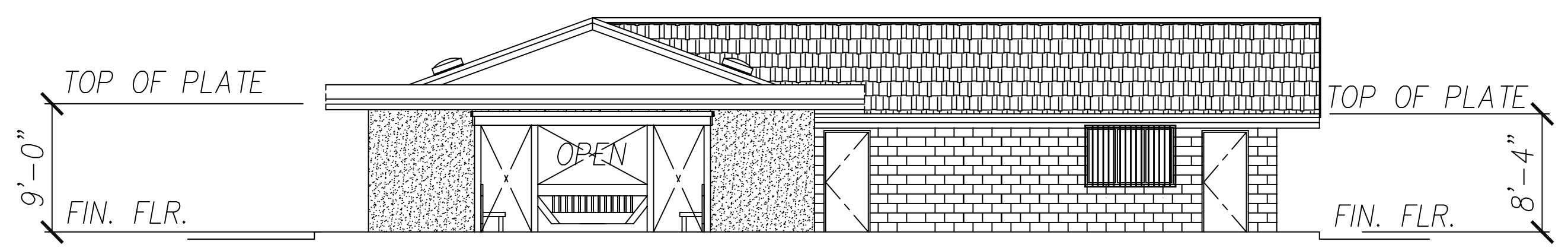
M:\2018\2018\_238,000 DAGS WAIAWA PRU-SUP\G DWGS\PM\ELEVATIONS\ELEVATIONS VER 01 191013 RR0SAL\DRAWINGS\WCF-GA.DWG  
 JOB NO. 19-314 DATE:



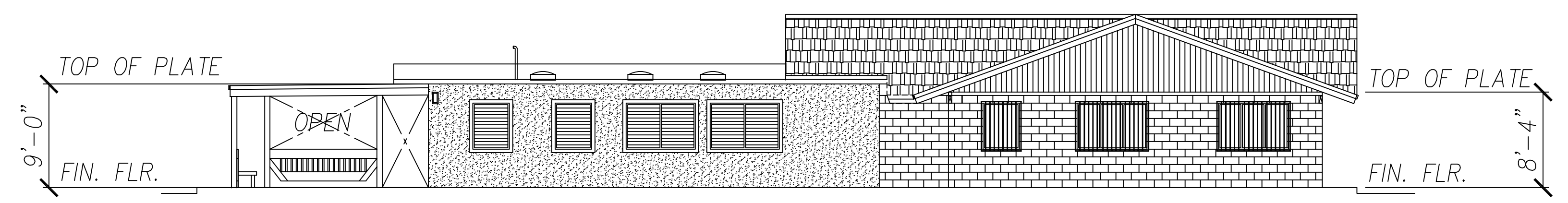
NORTH SIDE ELEVATION  
 BUILDING NO. WCF-GA



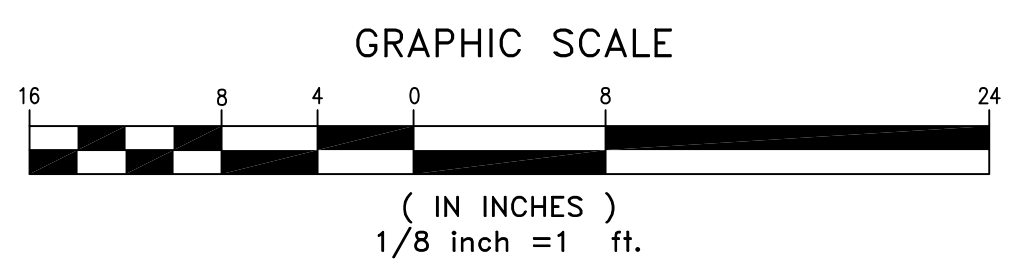
WEST SIDE ELEVATION  
 BUILDING NO. WCF-GA



SOUTH SIDE ELEVATION  
 BUILDING NO. WCF-GA



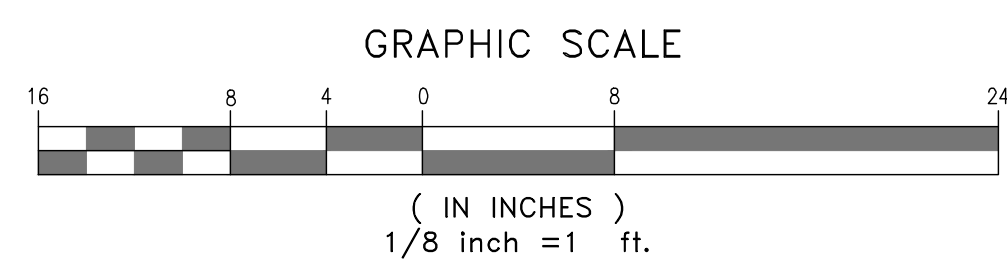
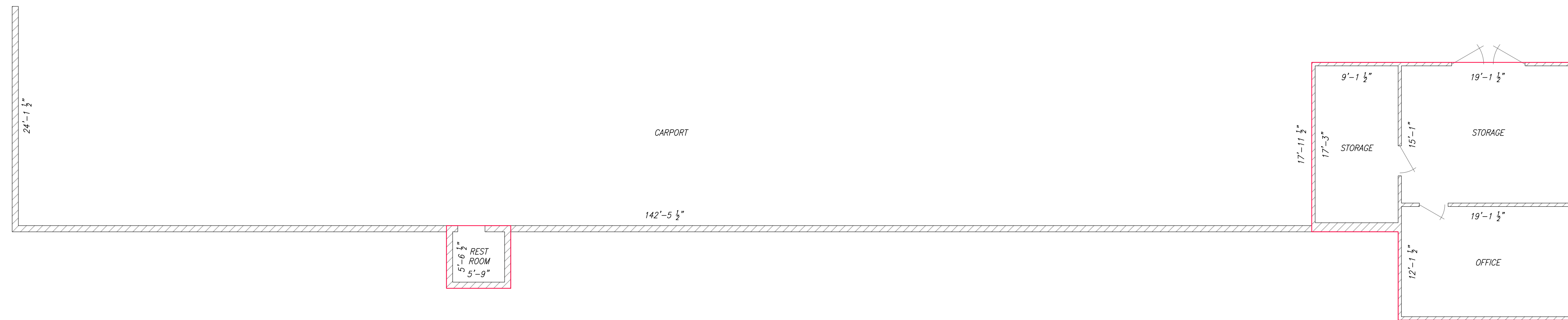
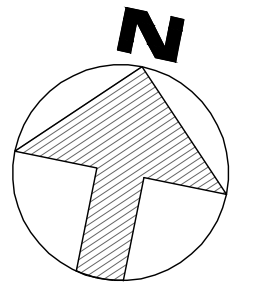
EAST SIDE ELEVATION  
 BUILDING NO. WCF-GA



BUILDING NO. WCF-GA ELEVATIONS

| REVISION NO.   | SYM.         | DESCRIPTION | SHT. OF    | DATE         | APPROVED: |
|--|--------------|-------------|------------|--------------|-----------|
| <b>DEPT. OF ACCOUNTING &amp; GENERAL SERVICES<br/>           PLANNING DIVISION<br/>           STATE OF HAWAII</b>  |              |             |            |              |           |
| <b>WAIAWA CORRECTIONAL FACILITY<br/>           BUILDING NO. WCF-GA (GUARD SHACK ADMINISTRATION)<br/>           PLAN REVIEW USE &amp; SPECIAL USE PERMITS<br/>           WAIAWA, OAHU, HAWAII</b> |              |             |            |              |           |
| Elevations   |              |             |            |              |           |
| <b>SSFM International, Inc.</b>  |              |             | JOB NO.    | DRAWING NO.  |           |
| DESIGNED BY:<br>CM   | CHECKED BY:  |             | 12-10-0783 |              |           |
| DRAWN BY:<br>NS  | APPROVED BY: |             | DATE       | SHEET        |           |
| SCALE: 1/8" = 1'-0"  |              |             | SEP 2019   | 43           |           |
|  |              |             |            | OF 60 SHEETS |           |

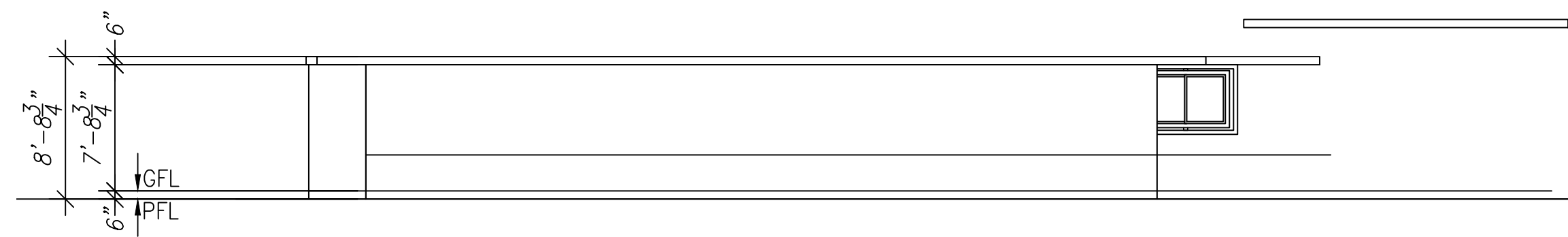
Y:\2019\19-314 WAIAWA FLOOR MAPPING\DONATA\WAIAWA CORRECTIONAL FLOOR PLAN SHEET.DWG  
 JOB NO. 19-314 DATE: 082819



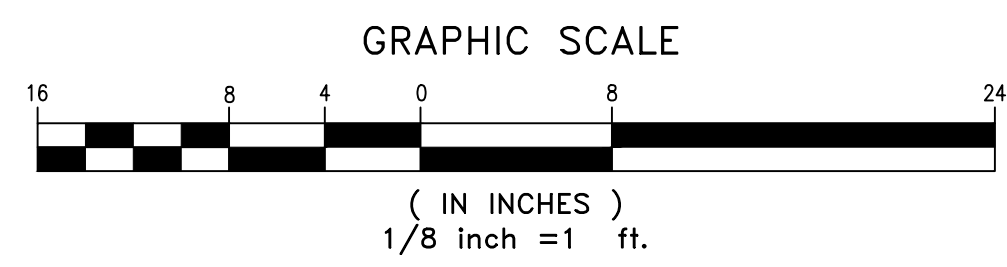
BUILDING NO. WCF-I (INDUSTRIES)  
 BUILDING AREA = 790 SQ. FT.

| REVISION NO.  | SYM.         | DESCRIPTION | SHT. OF     | DATE | APPROVED: |
|---|--------------|-------------|-------------|------|-----------|
|   |              |             |             |      |           |
| DEPT. OF ACCOUNTING & GENERAL SERVICES<br>PLANNING DIVISION<br>STATE OF HAWAII  |              |             |             |      |           |
| <b>WAIAWA CORRECTIONAL FACILITY</b><br>BUILDING NO. WCF-I (INDUSTRIES)<br>PLAN REVIEW USE & SPECIAL USE PERMITS<br>WAIAWA, OAHU, HAWAII |              |             |             |      |           |
| Floor Plans   |              |             |             |      |           |
| <small>ATA</small> AUSTIN, TSUTSUMI & ASSOCIATES, INC.<br><small>ENGINEERS, SURVEYORS • HONOLULU, HAWAII</small>                        |              | JOB NO.     | DRAWING NO. |      |           |
| DESIGNED BY:<br>CM  | CHECKED BY:  | 12-10-0783  | C000.00     |      |           |
| DRAWN BY:<br>RS   | APPROVED BY: | DATE        | SHEET       |      |           |
| SCALE:<br>1/8" = 1'   |              | JULY 2019   | 44          |      |           |
|   |              |             | OF 60       | SHTS |           |

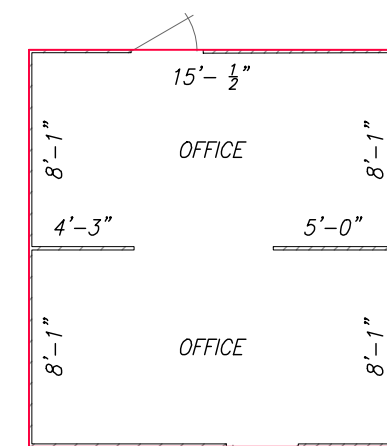
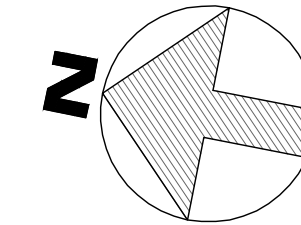
BL




NORTH SIDE ELEVATION  
BUILDING NO. WCF-1



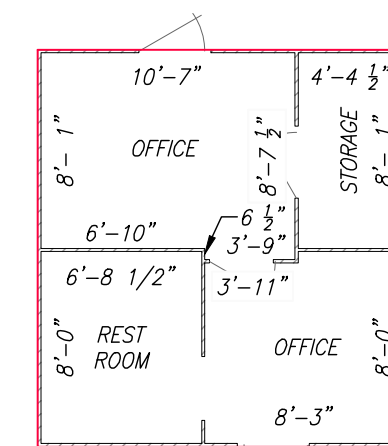
BUILDING NO. WCF- I (INDUSTRIES) ELEVATIONS



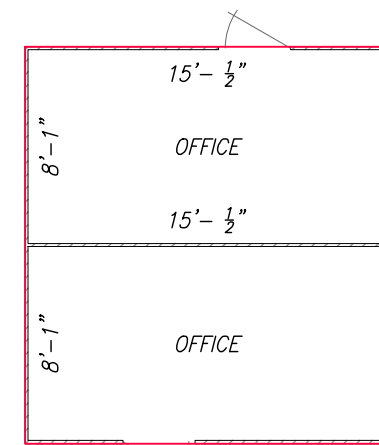
E1



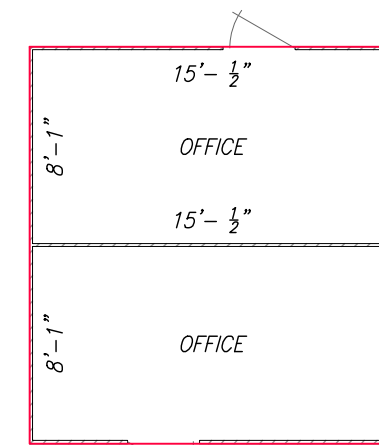
KASH BOX TC



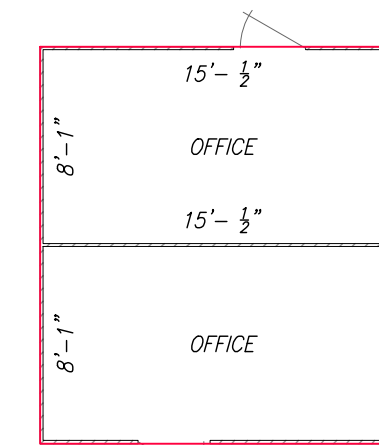
D1



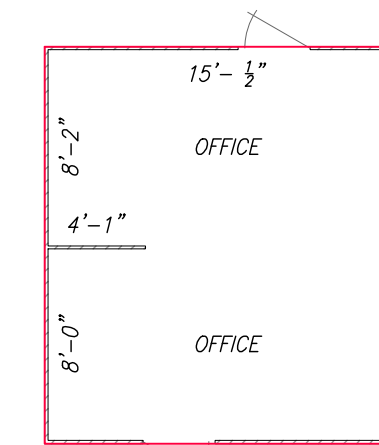
E5



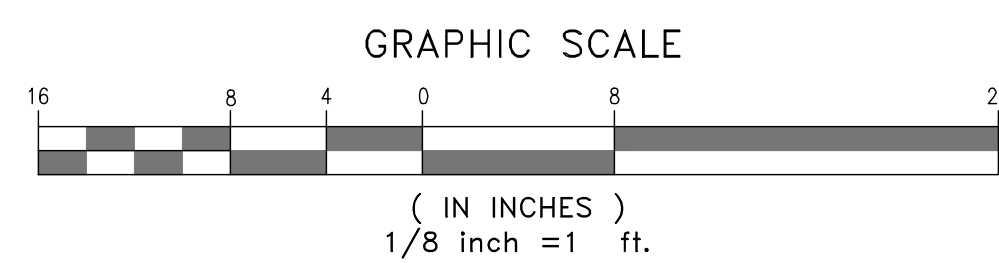
E8



KE7



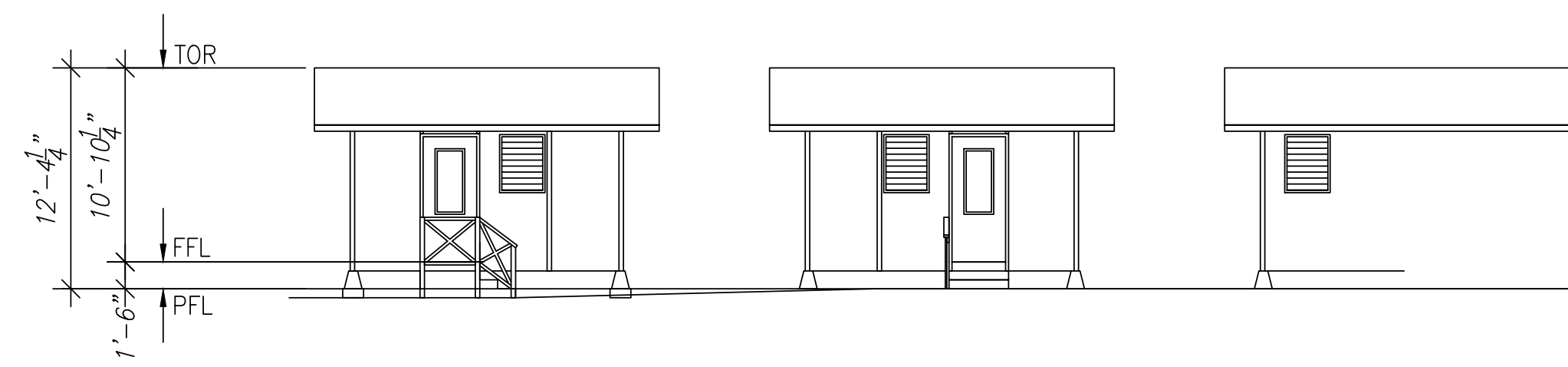
SERGEANTS OFFICE



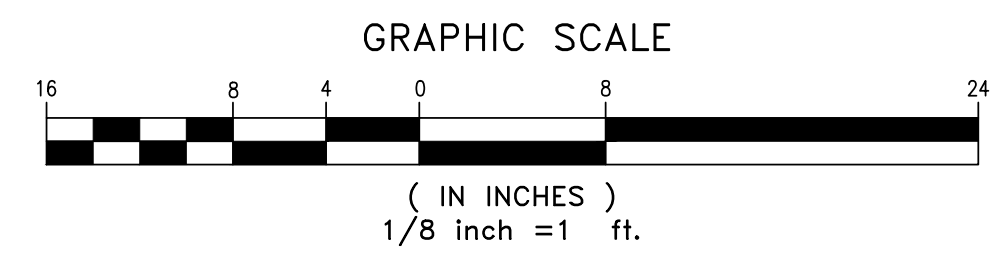
BUILDING NO. WCF-K (KASHBOX COMPOUND)  
 BUILDING AREA = 2071 SQ. FT.

| REVISION NO.   | SYM. | DESCRIPTION         | SHT. OF | DATE                  | APPROVED:                 |
|--|------|---------------------|---------|-----------------------|---------------------------|
| DEPT. OF ACCOUNTING & GENERAL SERVICES<br>PLANNING DIVISION<br>STATE OF HAWAII   |      |                     |         |                       |                           |
| WAIAWA CORRECTIONAL FACILITY<br>BUILDING NO. WCF-K (KASHBOX COMPOUND)<br>PLAN REVIEW USE & SPECIAL USE PERMITS<br>WAIAWA, OAHU, HAWAII |      |                     |         |                       |                           |
| Floor Plans  |      |                     |         |                       |                           |
| DESIGNED BY:<br>CM   |      | CHECKED BY:<br>---  |         | JOB NO.<br>12-10-0783 | DRAWING NO.<br>C000.00    |
| DRAWN BY:<br>RS  |      | APPROVED BY:<br>--- |         | DATE<br>JULY 2019     | SHEET<br>46<br>OF 60 SHTS |
| SCALE:<br>1/8" = 1'  |      |                     |         |                       |                           |

BL



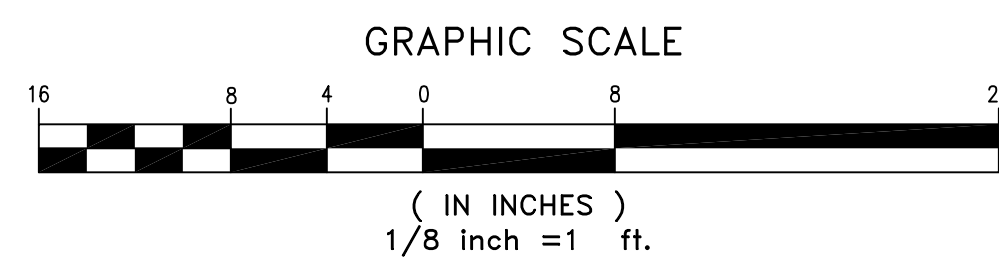
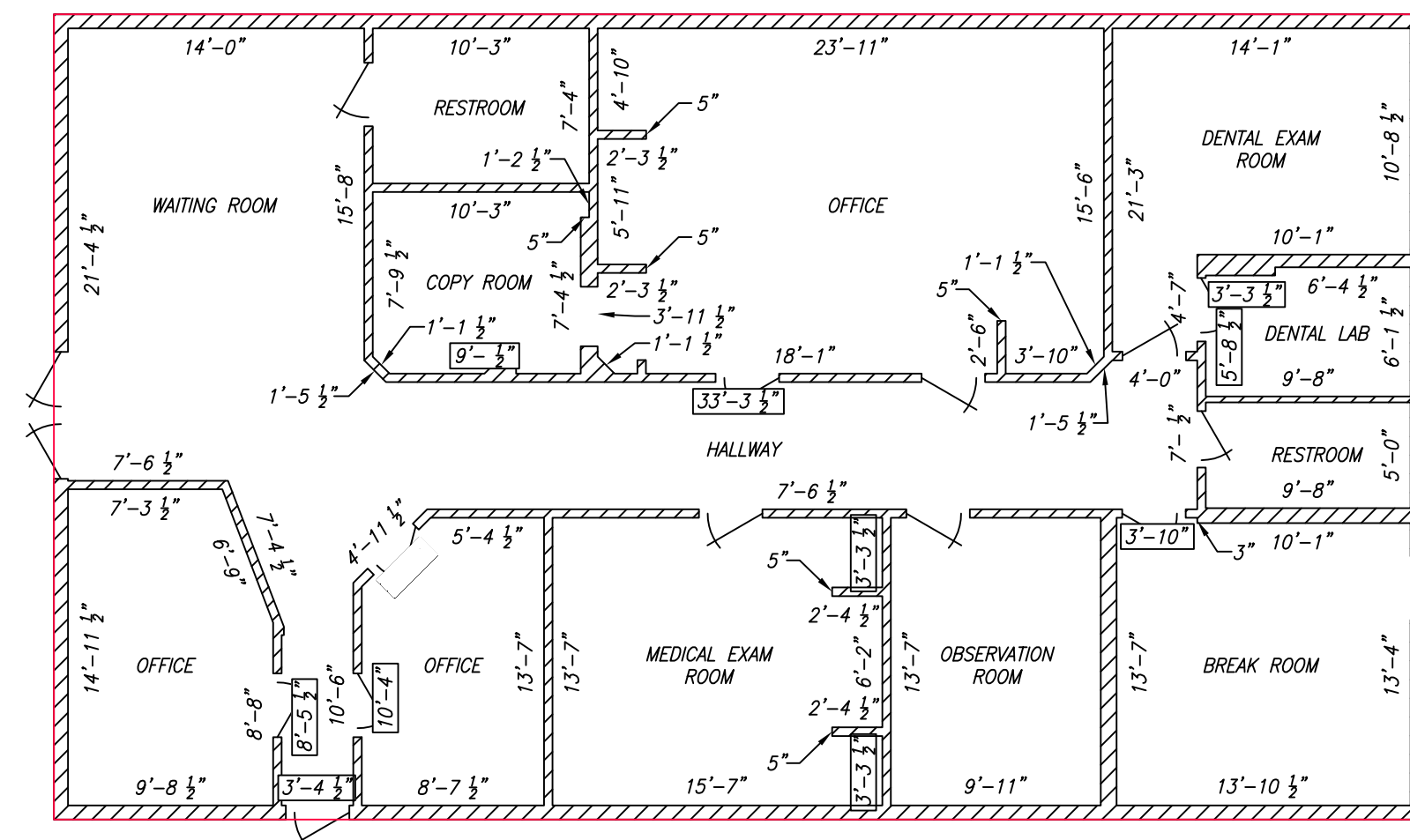

WEST SIDE ELEVATION  
BUILDING NO. WCF-K



BUILDING NO. WCF- K (KASHBOX COMPOUND) ELEVATIONS



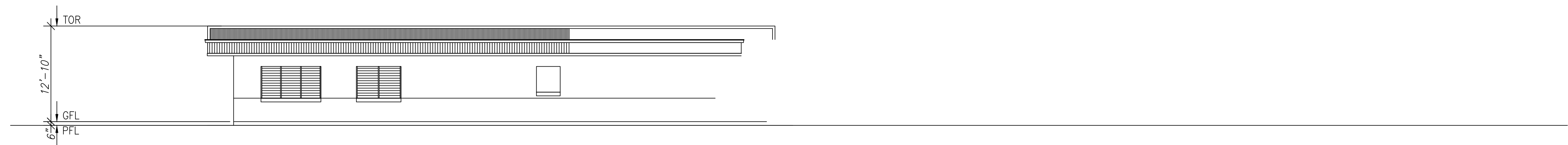
C:\USERS\CKADOTA\APPDATA\LOCAL\MICROSOFT\WINDOWS\NETCACHE\CONTENT\OUTLOOK\81HY3B3T\WAIAWA CORRECTIONAL FLOOR PLAN SHEET.DWG  
 JOB NO. 19-314 DATE: 10/22/19



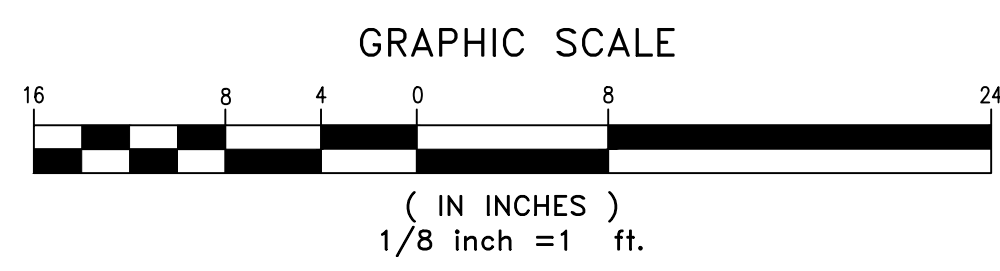
BUILDING NO. WCF-M (MEDICAL SERVICES)  
 BUILDING AREA = 2465 SQ. FT.

| REVISION NO.   | SYM. | DESCRIPTION | SHT. OF             | DATE | APPROVED:              |
|--|------|-------------|---------------------|------|------------------------|
| DEPT. OF ACCOUNTING & GENERAL SERVICES<br>PLANNING DIVISION<br>STATE OF HAWAII   |      |             |                     |      |                        |
| WAIAWA CORRECTIONAL FACILITY<br>BUILDING NO. WCF-M (MEDICAL SERVICES)<br>PLAN REVIEW USE & SPECIAL USE PERMITS<br>WAIAWA, OAHU, HAWAII |      |             |                     |      |                        |
| Floor Plans  |      |             |                     |      |                        |
| DESIGNED BY:<br>CM   |      |             | CHECKED BY:<br>---  |      | JOB NO.<br>12-10-0783  |
| DRAWN BY:<br>RS  |      |             | APPROVED BY:<br>--- |      | DATE<br>JULY 2019      |
| SCALE:<br>1/8" = 1'  |      |             | SHEET<br>48         |      | DRAWING NO.<br>C000.00 |
|  |      |             | OF 60 SHEETS        |      |                        |

BL

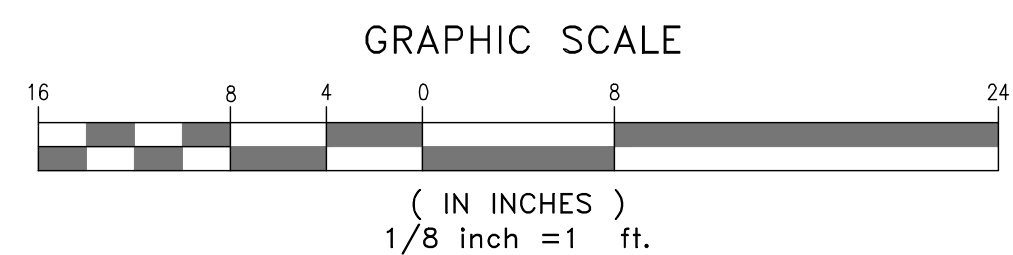
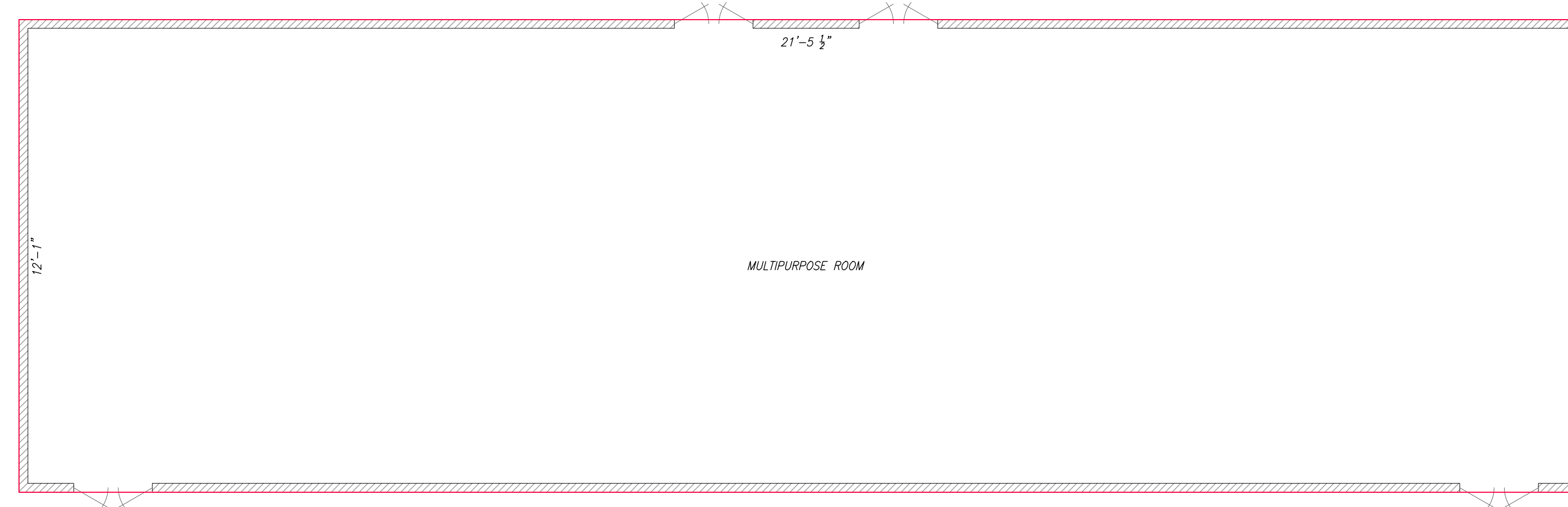
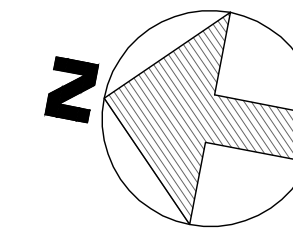


NORTH EAST SIDE ELEVATION  
BUILDING NO. WCF-M



BUILDING NO. WCF- M (MEDICAL SERVICES)

Y:\2019\19-314 WAIAWA FLOOR MAPPING\DONATA\WAIAWA CORRECTIONAL FLOOR PLAN SHEET.DWG  
 JOB NO. 19-314 DATE: 082819

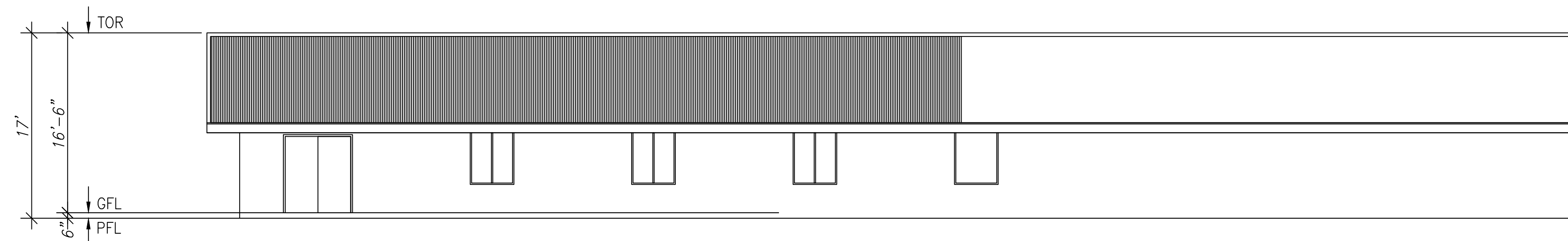


BUILDING NO. WCF-P (PROGRAM)  
 BUILDING AREA = 4333 SQ. FT.

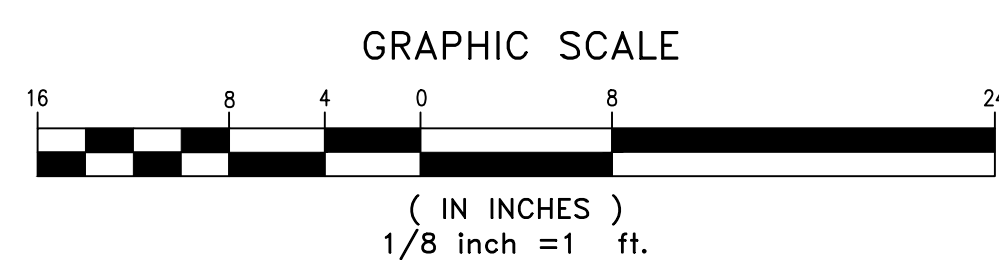
| REVISION NO.   | SYM.         | DESCRIPTION | SHT. OF     | DATE    | APPROVED: |
|--|--------------|-------------|-------------|---------|-----------|
| DEPT. OF ACCOUNTING & GENERAL SERVICES<br>PLANNING DIVISION<br>STATE OF HAWAII   |              |             |             |         |           |
| <b>WAIAWA CORRECTIONAL FACILITY</b><br>BUILDING NO. WCF-P (PROGRAM)<br>PLAN REVIEW USE & SPECIAL USE PERMITS<br>WAIAWA, OAHU, HAWAII |              |             |             |         |           |
| Floor Plans  |              |             |             |         |           |
| <small>ATA</small> AUSTIN, TSUTSUMI & ASSOCIATES, INC.<br><small>ENGINEERS, SURVEYORS • HONOLULU, HAWAII</small>                     |              | JOB NO.     | DRAWING NO. |         |           |
| DESIGNED BY:<br>CM   | CHECKED BY:  | 12-10-0783  | C000.00     |         |           |
| DRAWN BY:<br>RS  | APPROVED BY: | DATE        | SHEET       | OF      |           |
| SCALE:<br>1/8" = 1'  |              | JULY 2019   | 50          | 60 SHTS |           |

BL

M:\2018\2018\_238.000 DAGS WAIAWA PRU-SUP\G DWGS\PM\ELEVATIONS\ELEVATIONS VER 01 191013 RR0SAL\191002 RCRA WM WAIAWA CORRECTIONAL FLOOR  
JOB NO. 19-314 DATE:



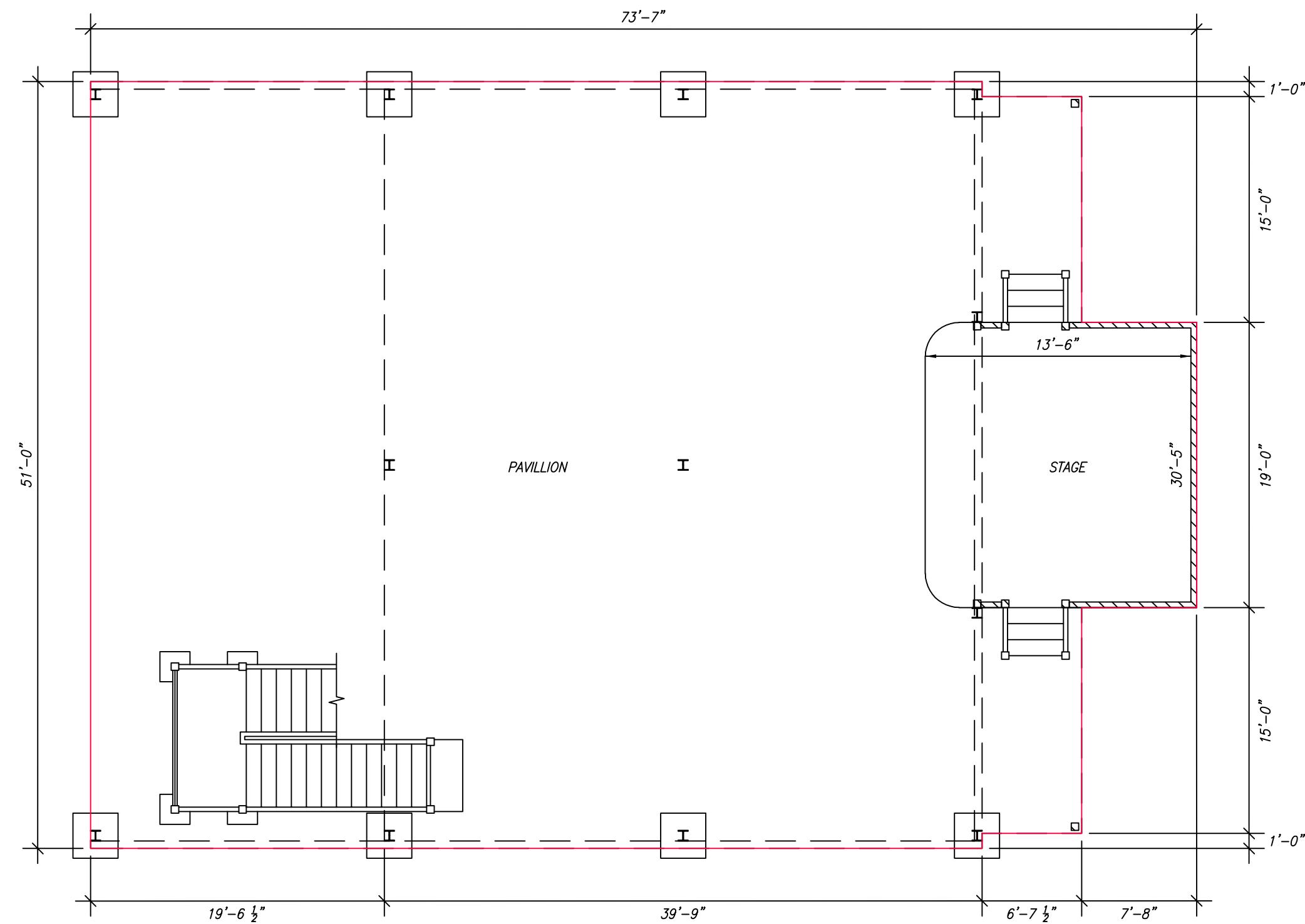
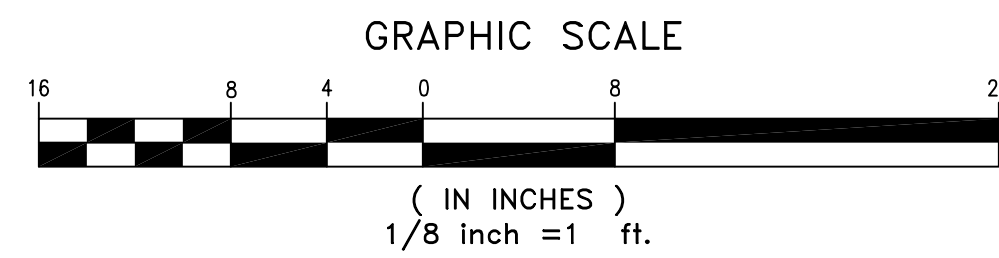
WEST SIDE ELEVATION  
BUILDING NO. WCF-P



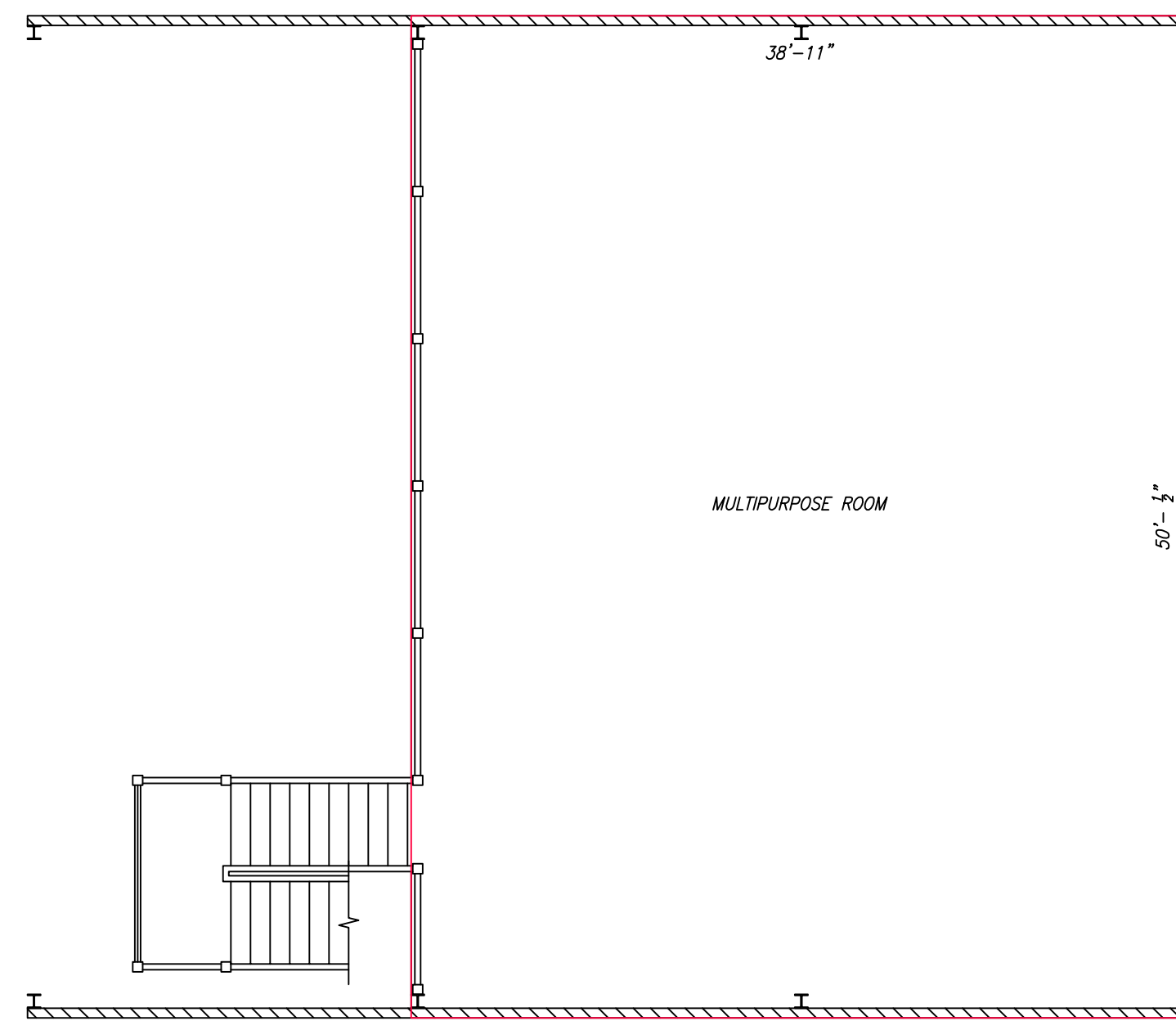
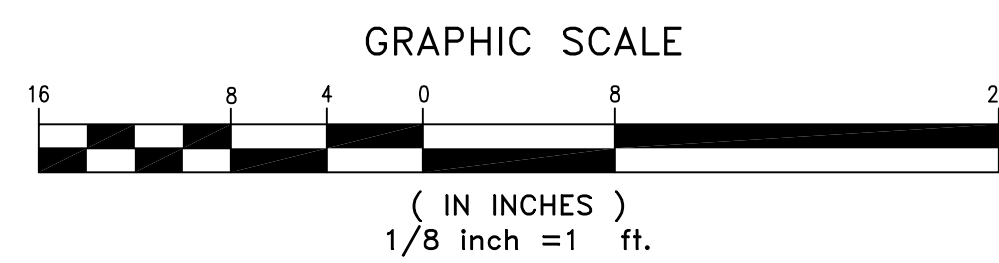
BUILDING NO. WCF- P (PROGRAM) ELEVATIONS

WAIAWA CORRECTIONAL FACILITY  
BUILDING NO. WCF-P (PROGRAM)  
PLAN REVIEW USE & SPECIAL USE PERMITS  
WAIAWA, OAHU, HAWAII

C:\USERS\CKADOTA\APPDATA\LOCAL\MICROSOFT\WINDOWS\NETCACHE\CONTENT\OUTLOOK\81HY3B3T\WAIAWA CORRECTIONAL FLOOR PLAN SHEET.DWG  
 JOB NO. 19-314 DATE: 10/22/19



BUILDING NO. WCF-PA (PAVILLION AND MULTI-PURPOSE AREA) FIRST FLOOR  
 BUILDING AREA = 3498 SQ. FT.



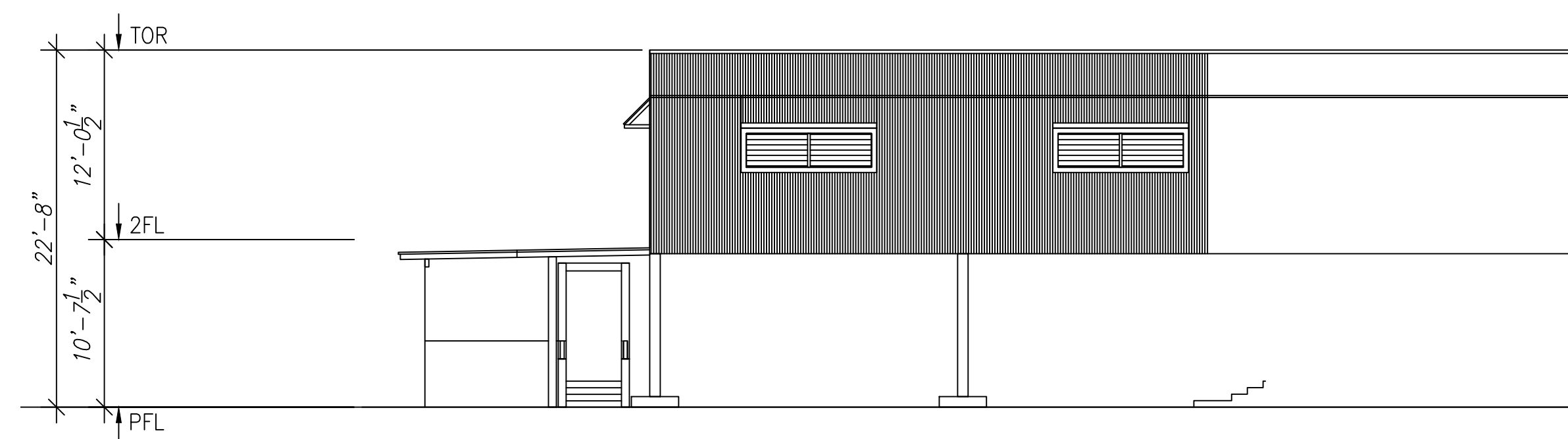
BUILDING NO. WCF-PA (PAVILLION AND MULTI-PURPOSE AREA) SECOND FLOOR  
 BUILDING AREA = 2030 SQ. FT.

| REVISION NO.  | SYM. | DESCRIPTION | SHT. OF               | DATE | APPROVED:              |
|---|------|-------------|-----------------------|------|------------------------|
| DEPT. OF ACCOUNTING & GENERAL SERVICES<br>PLANNING DIVISION<br>STATE OF HAWAII  |      |             |                       |      |                        |
| WAIAWA CORRECTIONAL FACILITY<br>BUILDING NO. WCF-PA (PAVILLION AND MULTI-PURPOSE AREA)<br>PLAN REVIEW USE & SPECIAL USE PERMITS<br>WAIAWA, OAHU, HAWAII |      |             |                       |      |                        |
| Floor Plans   |      |             |                       |      |                        |
| DESIGNED BY:<br>CM  |      |             | CHECKED BY:<br>_____  |      | JOB NO.<br>12-10-0783  |
| DRAWN BY:<br>RS   |      |             | APPROVED BY:<br>_____ |      | DATE<br>JULY 2019      |
| SCALE:<br>1/8" = 1'   |      |             | DATE<br>JULY 2019     |      | DRAWING NO.<br>C000.00 |
|   |      |             | SHEET<br>52           |      | OF 60 SHEETS           |

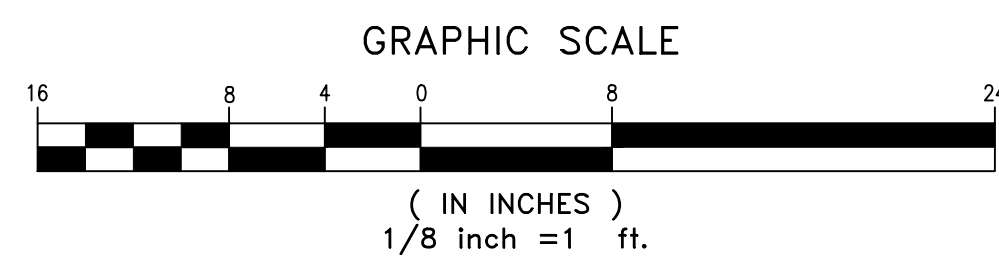
BL

M:\2018\2018\_238.000 DAGS WAIAWA PRU-SUP\G DWGS\PM\ELEVATIONS\ELEVATIONS VER 01 191013 RR0SAL\191002 RCRA WM WAIAWA CORRECTIONAL FLOOR  
JOB NO. 19-314 DATE:

BUILDING NO. WCF-PA



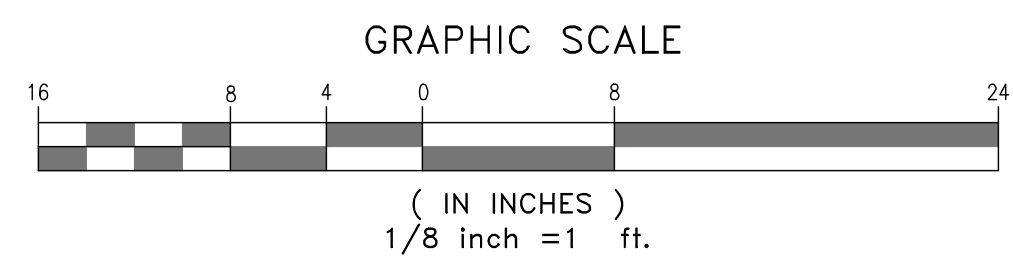
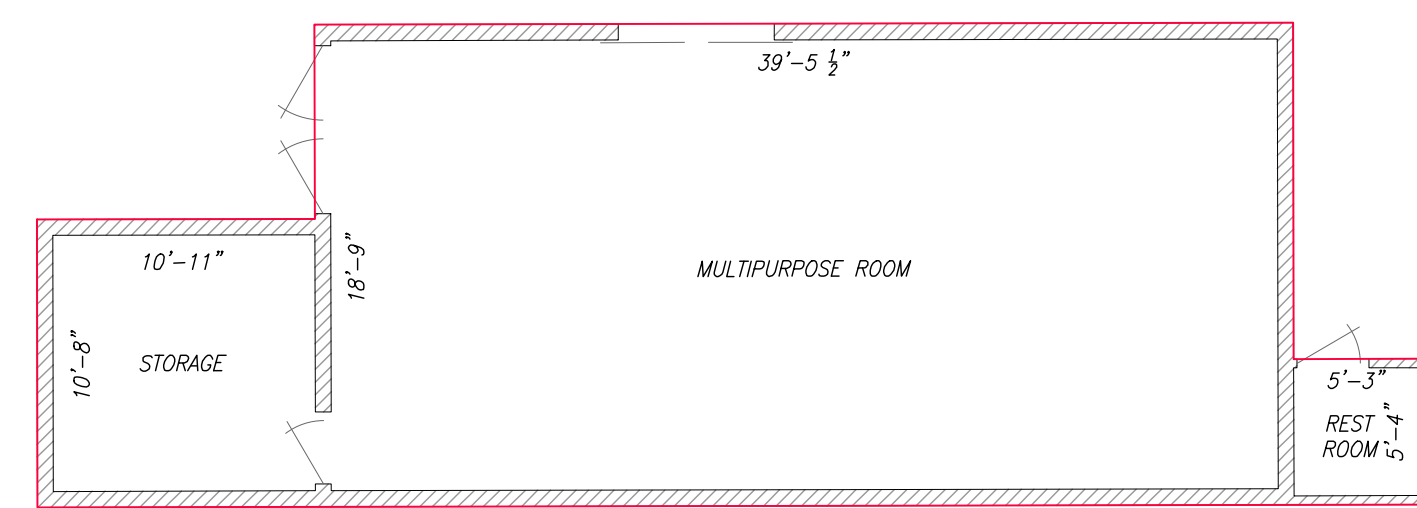
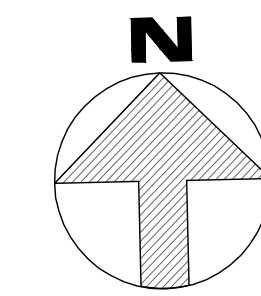
NORTH EAST SIDE ELEVATION  
BUILDING NO. WCF-PA



BUILDING NO. WCF- PA (PAVILION AND MULTI- PURPOSE AREA)

WAIAWA CORRECTIONAL FACILITY  
BUILDING NO. WCF-PA (PAVILION AND MULTI-PURPOSE AREA)  
PLAN REVIEW USE & SPECIAL USE PERMITS  
WAIAWA, OAHU, HAWAII

Y:\2019\19-314 WAIAWA FLOOR MAPPING\DONATA\WAIAWA CORRECTIONAL FLOOR PLAN SHEET.DWG  
 JOB NO. 19-314 DATE: 082819



BUILDING NO. WCF-R (RECREATIONAL COURT)  
 BUILDING AREA = 993 SQ. FT.

| REVISION NO.   | SYM. | DESCRIPTION | SHT. OF                    | DATE | APPROVED:              |
|--|------|-------------|----------------------------|------|------------------------|
| DEPT. OF ACCOUNTING & GENERAL SERVICES<br>PLANNING DIVISION<br>STATE OF HAWAII   |      |             |                            |      |                        |
| WAIAWA CORRECTIONAL FACILITY<br>BUILDING NO. WCF-R (RECREATIONAL COURT)<br>PLAN REVIEW USE & SPECIAL USE PERMITS<br>WAIAWA, OAHU, HAWAII |      |             |                            |      |                        |
| Floor Plans  |      |             |                            |      |                        |
| DESIGNED BY:<br><b>CM</b>  |      |             | CHECKED BY:<br>_____       |      | JOB NO.<br>12-10-0783  |
| DRAWN BY:<br><b>RS</b>   |      |             | APPROVED BY:<br>_____      |      | DATE<br>JULY 2019      |
| SCALE:<br>1/8" = 1'  |      |             | SHEET<br>54<br>OF 60 SHETS |      | DRAWING NO.<br>C000.00 |

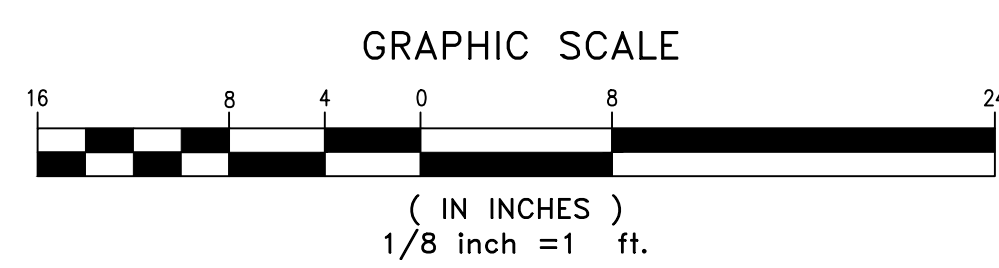
BL

BUILDING NO. WCF-R



SOUTH SIDE ELEVATION  
BUILDING NO. WCF-R

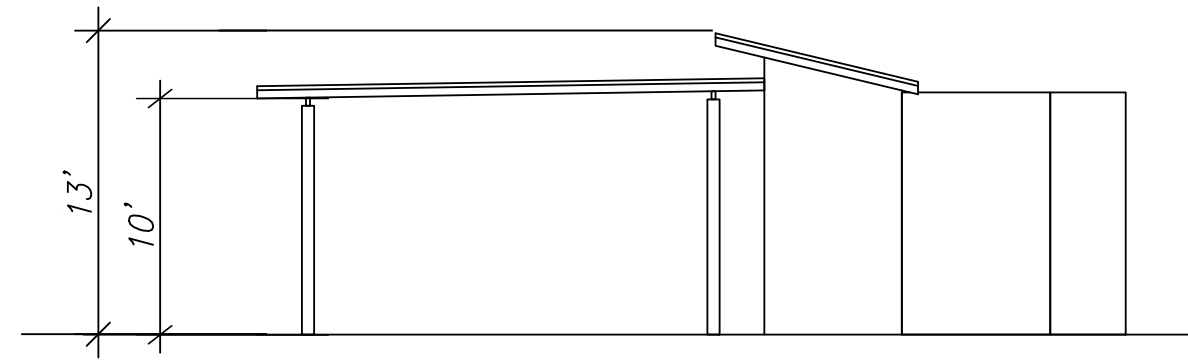
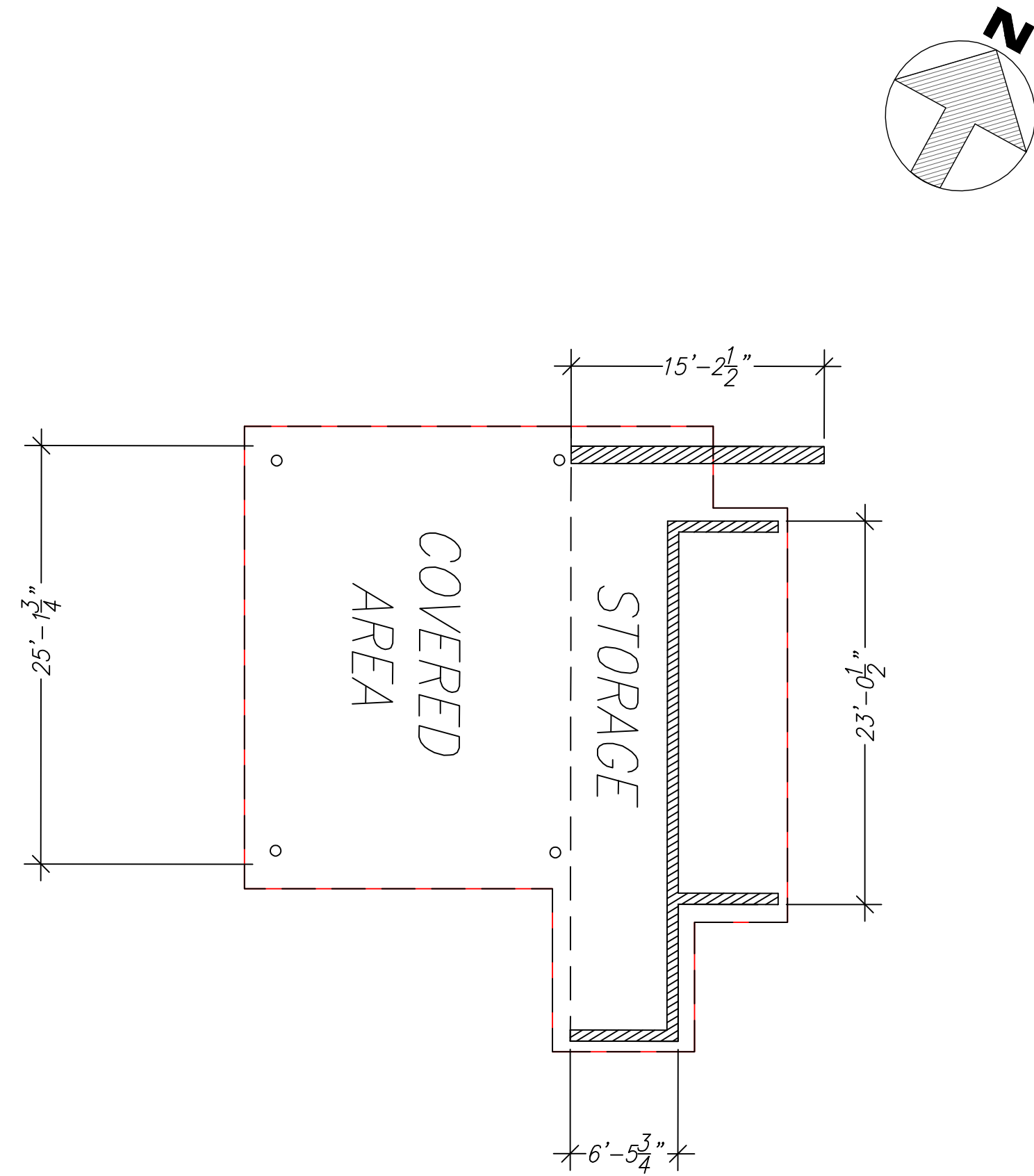
WAIAWA CORRECTIONAL FACILITY  
BUILDING NO. WCF-R (RECREATIONAL COURT)  
PLAN REVIEW USE & SPECIAL USE PERMITS  
WAIAWA, OAHU, HAWAII



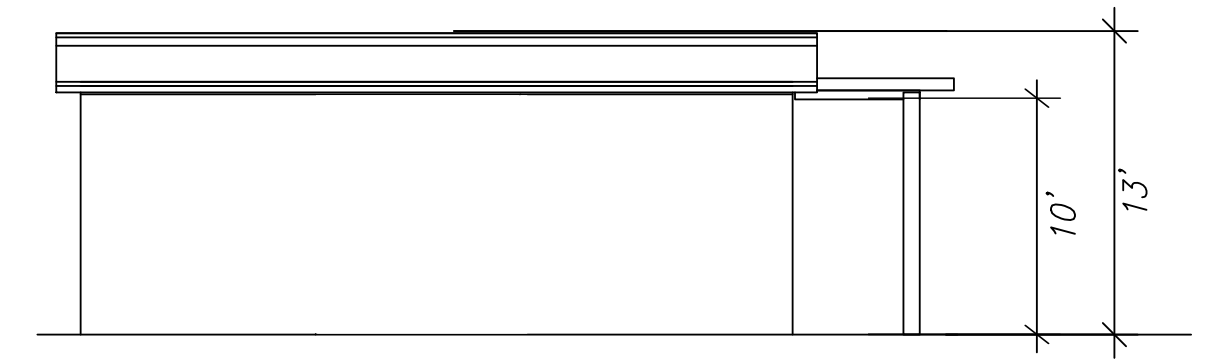
BUILDING NO. WCF- R (RECREATIONAL COURT) ELEVATIONS



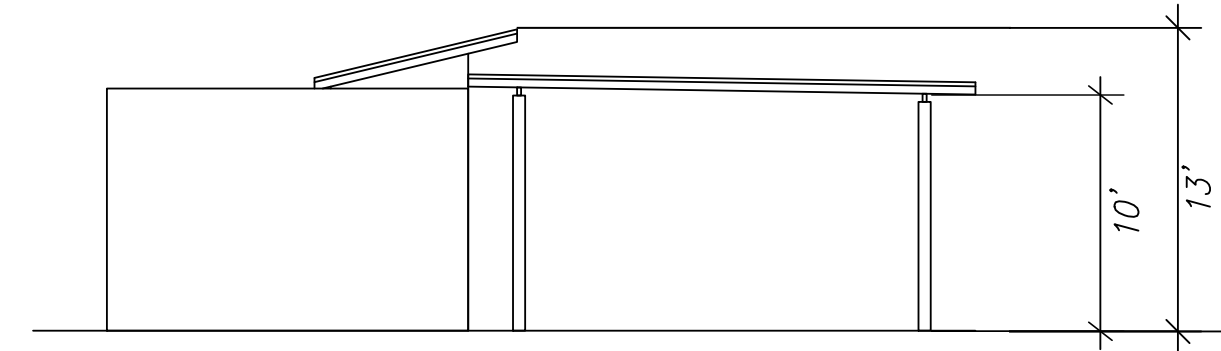
C:\USERS\CKADOTA\DESKTOP\ELEVATIONS\191002 RCRA WM WAIAWA CORRECTIONAL FLOOR PLAN SHEET\_ADJUSTED.DWG  
 JOB NO. 19-314 DATE:



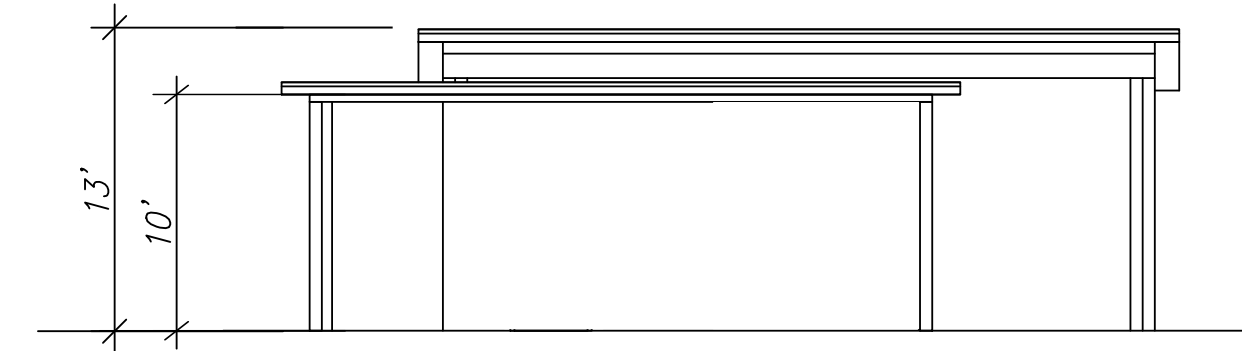
SOUTHEAST SIDE ELEVATION  
 BUILDING NO. WCF-S1



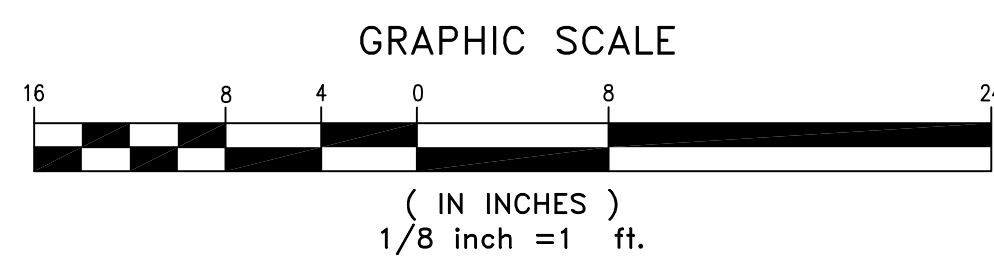
NORTHEAST SIDE ELEVATION  
 BUILDING NO. WCF-S1



NORTHWEST SIDE ELEVATION  
 BUILDING NO. WCF-S1



SOUTHWEST SIDE ELEVATION  
 BUILDING NO. WCF-S1

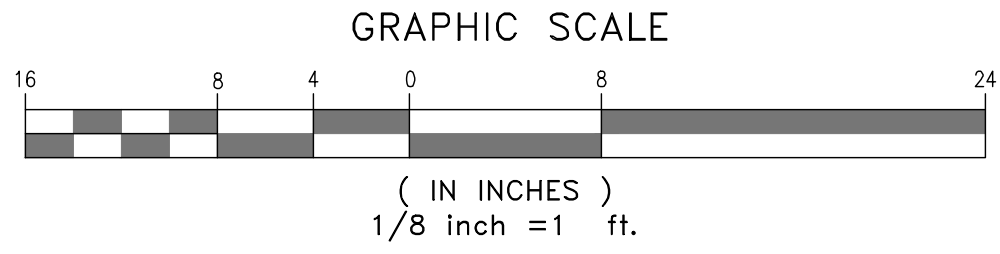
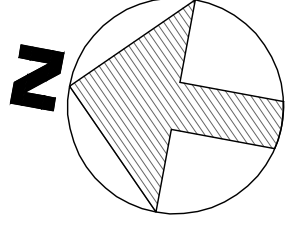



BUILDING NO. WCF-S1 (FUEL STORAGE)  
 BUILDING AREA = 981 SQ. FT.

| REVISION NO.   | SYM. | DESCRIPTION | SHT. OF                              | DATE                                  | APPROVED:                       |
|--|------|-------------|--------------------------------------|---------------------------------------|---------------------------------|
| DEPT. OF ACCOUNTING & GENERAL SERVICES<br>PLANNING DIVISION<br>STATE OF HAWAII                               |      |             |                                      |                                       |                                 |
| WAIAWA CORRECTIONAL FACILITY<br>PLAN REVIEW USE & SPECIAL USE PERMITS<br><small>WAIAWA, OAHU, HAWAII</small> |      |             |                                      |                                       |                                 |
| Floor Plans and Elevations   |      |             |                                      |                                       |                                 |
| SSFM International, Inc.<br><small>DESIGNED BY: CM</small>   |      |             | <small>JOB NO.</small><br>12-10-0783 | <small>DRAWING NO.</small><br>C000.00 |                                 |
| <small>DRAWN BY:</small><br>RCRA   |      |             | <small>CHECKED BY:</small><br>---    | <small>APPROVED BY:</small><br>---    | <small>DATE</small><br>SEP 2019 |
| <small>SCALE:</small><br>1/8" = 1'   |      |             | <small>SHEET</small><br>56           | <small>OF</small><br>60 SHETS         |                                 |
| <small>FILE _____ DRAWER _____ FOLDER _____</small>  |      |             |                                      |                                       |                                 |

FINAL

Y:\2019\19-314 WAIAWA FLOOR MAPPING\DONATA\WAIAWA CORRECTIONAL FLOOR PLAN SHEET.DWG  
 JOB NO. 19-314 DATE: 082819



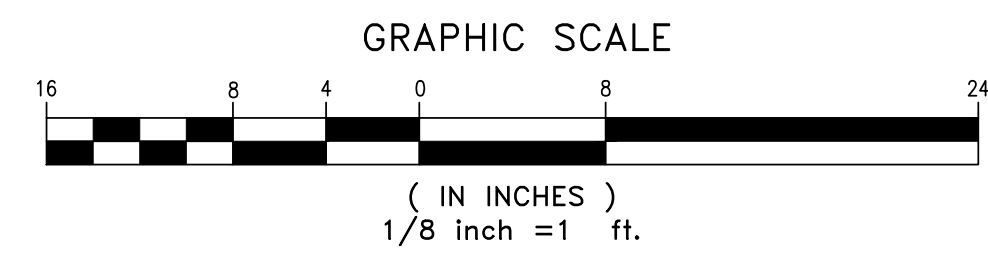
BUILDING NO. WCF-V1 (KASHBOX COMPOUND - VISITING 1)  
 BUILDING AREA = 1272 SQ. FT.

| REVISION NO.   | SYM.         | DESCRIPTION | SHT. OF    | DATE        | APPROVED: |
|--|--------------|-------------|------------|-------------|-----------|
| DEPT. OF ACCOUNTING & GENERAL SERVICES<br>PLANNING DIVISION<br>STATE OF HAWAII   |              |             |            |             |           |
| <b>WAIAWA CORRECTIONAL FACILITY</b><br>BUILDING NO. WCF-V1 (KASHBOX COMPOUND - VISITING 1)<br>PLAN REVIEW USE & SPECIAL USE PERMITS<br><small>WAIAWA, OAHU, HAWAII</small> |              |             |            |             |           |
| Floor Plans  |              |             |            |             |           |
| <small>ATA</small> AUSTIN, TSUTSUMI & ASSOCIATES, INC.<br><small>ENGINEERS, SURVEYORS • HONOLULU, HAWAII</small>   |              |             | JOB NO.    | DRAWING NO. |           |
| DESIGNED BY:<br>CM   | CHECKED BY:  |             | 12-10-0783 | C000.00     |           |
| DRAWN BY:<br>RS  | APPROVED BY: |             | DATE       | SHEET       |           |
| SCALE:<br>1/8" = 1'  |              |             | JULY 2019  | 57          |           |
|  |              |             |            | OF 60       | SHTS      |

BL

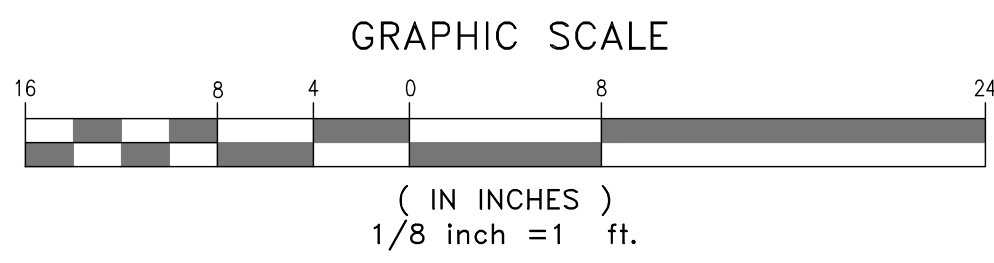
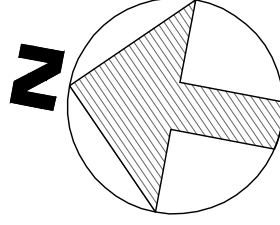



EAST SIDE ELEVATION  
BUILDING NO. WCF-V1



BUILDING NO. WCF- V1 (KASHBOX COMPOUND - VISITING 1) ELEVATIONS

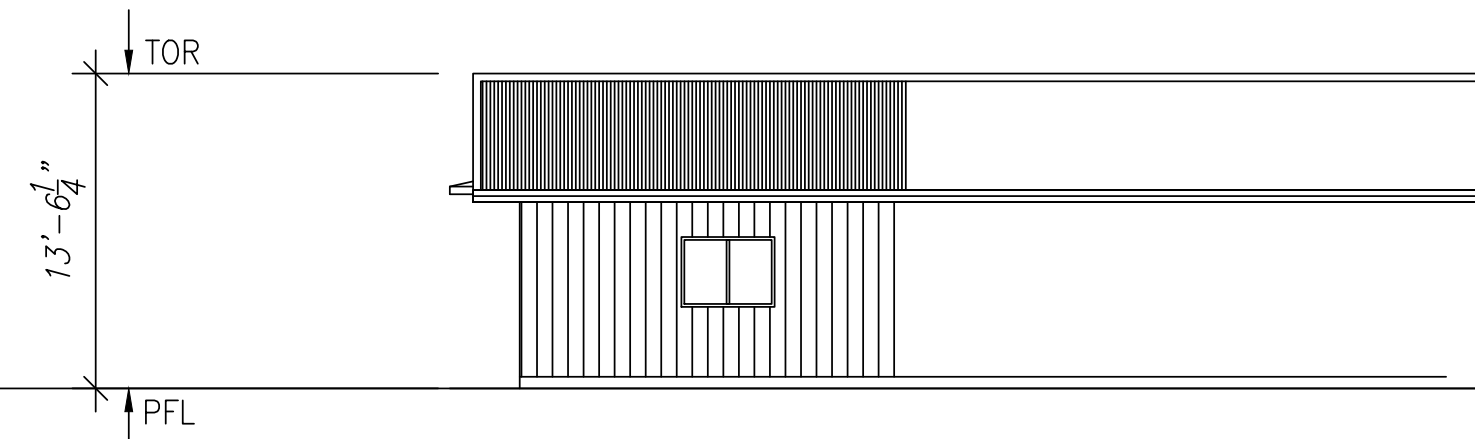
Y:\2019\19-314 WAIAWA FLOOR MAPPING\DONATA\WAIAWA CORRECTIONAL FLOOR PLAN SHEET.DWG  
 JOB NO. 19-314 DATE: 082819



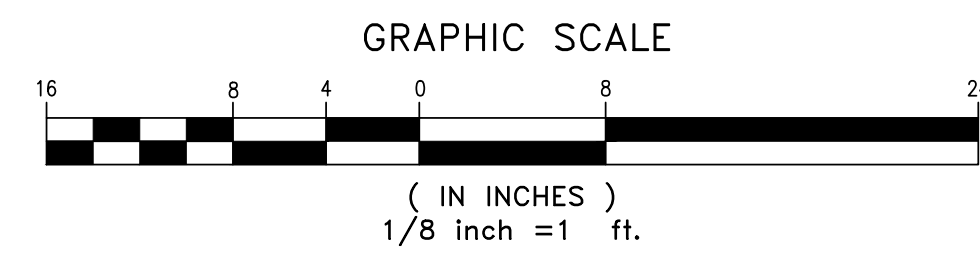
BUILDING NO. WCF-V2 (KASHBOX COMPOUND - VISITING 2)  
 BUILDING AREA = 1272 SQ. FT.

| REVISION NO.   | SYM.         | DESCRIPTION | SHT. OF    | DATE        | APPROVED: |
|--|--------------|-------------|------------|-------------|-----------|
| DEPT. OF ACCOUNTING & GENERAL SERVICES<br>PLANNING DIVISION<br>STATE OF HAWAII   |              |             |            |             |           |
| <b>WAIAWA CORRECTIONAL FACILITY</b><br>BUILDING NO. WCF-V2 (KASHBOX COMPOUND - VISITING 2)<br>PLAN REVIEW USE & SPECIAL USE PERMITS<br><small>WAIAWA, OAHU, HAWAII</small> |              |             |            |             |           |
| Floor Plans  |              |             |            |             |           |
| <small>ATA</small> AUSTIN, TSUTSUMI & ASSOCIATES, INC.<br><small>ENGINEERS, SURVEYORS • HONOLULU, HAWAII</small>   |              |             | JOB NO.    | DRAWING NO. |           |
| DESIGNED BY:<br>CM   | CHECKED BY:  |             | 12-10-0783 | C000.00     |           |
| DRAWN BY:<br>RS  | APPROVED BY: |             | DATE       | SHEET       |           |
| SCALE:<br>1/8" = 1'  |              |             | JULY 2019  | 59          |           |
|  |              |             |            | OF 60       | SHTS      |

BL



EAST SIDE ELEVATION  
BUILDING NO. WCF-V2



BUILDING NO. WCF- V2 (KASHBOX COMPOUND - VISITING 2) ELEVATIONS