

**EXHIBIT "E-3"**

5/29/11 12:28 PM


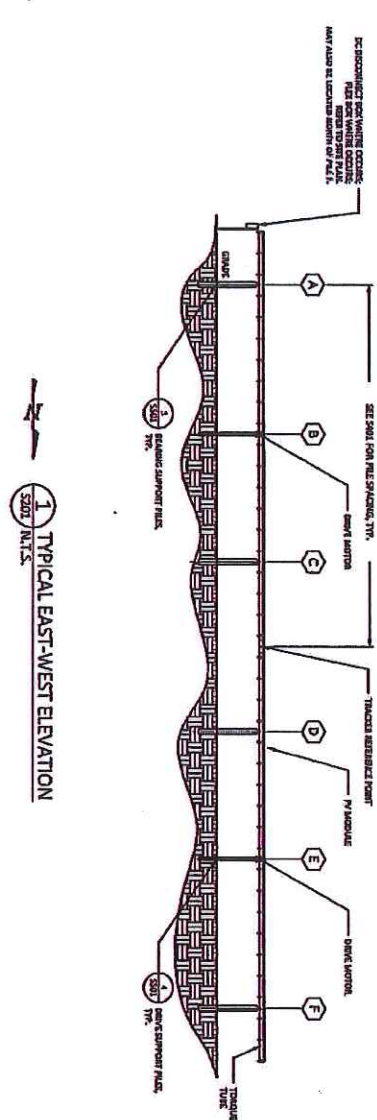
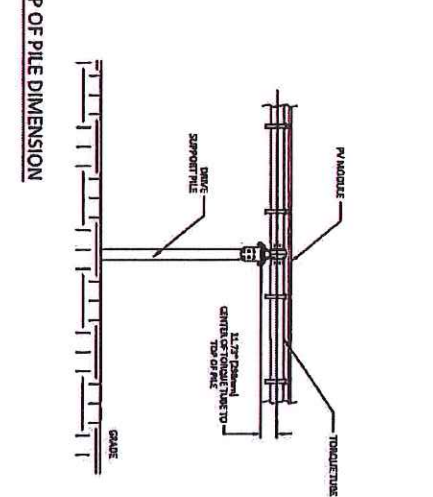
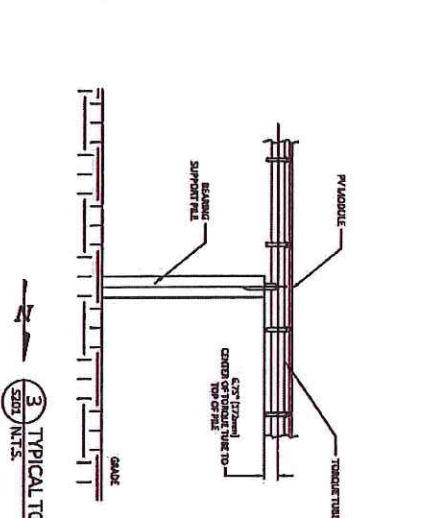
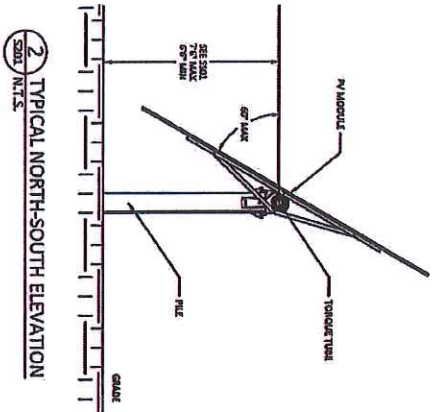


EXHIBIT "E-3"

- NOTES:
1. VENUS ARE QUANTIFIABLE ONLY. NUMBER OF FILES AND FILE SPACING SHOWN AS PER PLAN VIEW WITH ACTUAL FILE DIMENSIONS AND ORIENTATIONS.
  2. SEE SOA FOR FILE INSTALLATION TOLERANCES.
  3. BEARING SUPPORT FILE: REFER TO SOA FOR FILE DIMENSIONS.
  4. TRACKER REFERENCE POINT IS LOCATED AT THE CENTER OF THE TRACKER AT THE CENTER OF THE TORQUE TUBE.

519127\_001 1  
S201

REV	NO	DATE	BY	CHKD	DESCRIPTION
A	1	11/27/11			PRELIMINARY DESIGN

REV	NO	DATE	BY	CHKD	DESCRIPTION
A	1	11/27/11			PRELIMINARY DESIGN

LAWAI AES  
STANDARD TRACKER STRUCTURAL ELEVATIONS

REVISIONS

**SUNPOWER**  
1414 HARBOUR WAY SOUTH  
RICHMOND, CA 94801 USA  
(510) 510-0500